

**CATALOG NO.
5900**

P & C



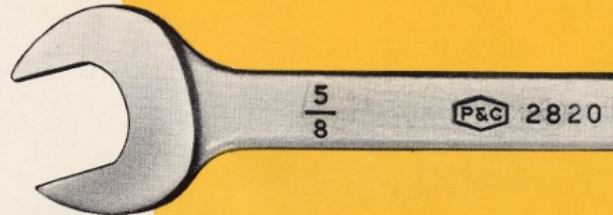
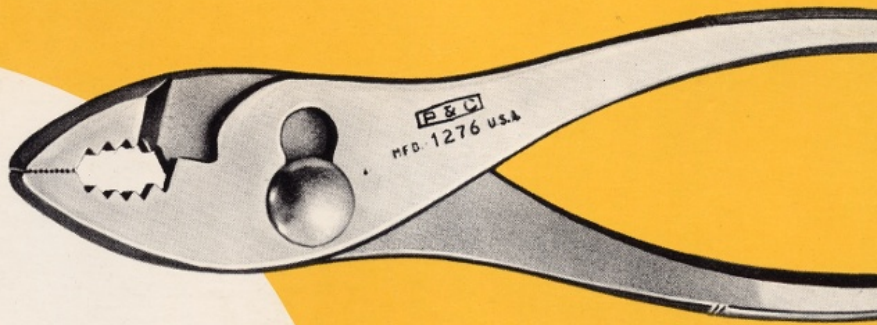
P & C **TOOL COMPANY**

Main Office and Plant: Box 5926 Milwaukie P. O., Portland 22, Oregon
Chicago Warehouse: Box 87, Schiller Park, Ill.

SUBSIDIARY OF



*the best tools
money can buy ...*



...from a small
blacksmith shop...



to one of the nation's leading manufacturers of quality hand tools...

Hold any P & C tool in your hand. Notice the quality. Try using it. Notice how it "feels good" in your hand. It's perfectly balanced. P & C Tools are truly quality tools. And it all started many years ago in a small blacksmith shop way out west.

Many people have asked what the initials "P & C" mean. Actually, they are the initials of the two master mechanics who started our company in 1920, John Peterson and Charles Carlborg. These two skilled blacksmiths began making hand tools for their own use. They made these tools from Model T Ford axles and crankshaft steel.

They were excellent tools. Soon other mechanics and craftsmen asked to buy them. And so Peterson and Carlborg were in the tool business. Today, you'll find P & C Tools sold in quality stores all over America, in every state in the Union and in many foreign countries.

Peterson and Carlborg never compromised with quality. P & C Tools had to be good. Through the years the philosophy of quality has remained as the never ending goal at P & C.



NOTICE: Due to Government restrictions or other causes, all P & C tools, prices, finish, design, steel analyses and other specifications are subject to change without notice.

Box 5926, Portland 22, Oregon

Phone OLive 4-5471 Cable Address: PANDCTOOL

Official  Tool Company
GUARANTEE OF QUALITY

P&C Tools are America's finest quality tools. They are made from the very best steels and alloys obtainable. Every P&C Tool is made by a skilled P&C master craftsman and each tool is carefully inspected before leaving our factories. P&C Tools are made according to the very highest standards so they will hold up for years and years of hard wear. *All P&C Tools are guaranteed free from defects in material and workmanship.* If any P&C tool ever proves defective . . . in any way . . . from causes other than normal wear or abuse . . . P&C has authorized its dealer to replace or repair that tool at no charge to the buyer.

SUBSIDIARY OF



See latest price list for prices

 **The BEST TOOLS
money can buy**

Copyright 1959, P & C Tool Company

GENERAL INDEX

Tool	Page No.	Tool	Page No.	Tool	Page No.	Tool	Page No.
Adaptors		Duck Bill Pliers	5	Offset Calkers	13	Combination Pattern	5
1/4" Drive Sockets	8	Drills, Star	12	Open End Wrenches, Set	5	Sockets and Socket Sets	8-12
3/8" Drive Sockets	8	Electricians' Screwdrivers	1	Parrot Nose Wrench		1/4" Drive	8
1/2" Drive Sockets	8, 9	Expander, Tubing	13	Pliers	4	3/8" Drive	9
3/4" Drive Sockets	10	Extensions		Parts Kits		1/2" Drive	10, 11
Step Plate	13	Socket	7, 8, 9, 10, 11	Adjustable Wrenches	6	3/4" Drive	11, 12
Adjustable Wrenches	6	Extractor Set, Screw and Pipe	17	Pipe Wrenches	5	1" Drive	12
Aligning Punch	3	Feeler Gauges	16	3/8", 1/2", 3/4" Drive Ratchet	7, 8, 9, 10	Drag Link Adjuster	10
Awl, Tire Prodding	18	Holder	16	Pecking Hammer		Extensions	7, 9, 10, 11
Bars, Lining Up	15	Set	16	Long	17	Metric	20
Battery Pliers	4	Step-Cut	16	Short	17	Screwdrivers	8
Battery Terminal Puller	14	Bent	17	Phillips Screwdriver	2	Universal	7, 8, 9, 10
Bearing Separator and Puller Attachment	14	Fender Tools	17	Pin Punches	3	Soil Pipe Chisels	12
Bending Irons	13	File, Double-Faced	18	Pipe Wrenches	5	Spark Plug Gauge Set	17
Bent Nose Thin Jaw		Flexible Straight	18	Heavy Duty	6	Special Purpose Tools	15, 20
Combination Pliers	3	File and Holder	18	Internal	12	Grab All	16
Blade		Finishing Hammer	18	Parts Kit	6	Special Tools	19
Long Feeler Gauge	16	Floor Chisels	12	Stillson	5	Spinner Handles	8, 9, 10
Short Feeler Gauge	16	Ford V-8 Connecting Rod Socket	15	Piston Ring Compressor	16	Speeder Handle	8
Body and Fender Tools	17	Ford V-8 Valve Lifter	16	Pliers	3-4-5	Star Drills	12
Box Wrenches	7	Gads, Concrete	12	Handeze Grips	3	Starter Punches	3
Box, Ratcheting Wrench	8	Gasket Calkers	13	Leverage	4	Steering Wheel Puller	14
Box Wrench Set	7	Gasket Scraper	15	Lever Wrench	4	Step Plate Adaptors	15
Box and Open End Wrenches	7	Gauges, Feeler	16	Pliers, Midget	5	Stillson Pipe Wrenches	5
Brake Adjusting Tool	15	Gauge Set		Parallel Jaw Lock		Structural Wrenches	18
Brake Gauge Set	17	Brake	17	Ring	5	Telephone Pliers	4
Brake Spring Pliers	5	Ignition	16	Self Energizing Gear Lock	4	T-Handle, Sliding	7, 8, 9, 10
Brass Hammer	17	Short Blade	16	Special Plumber's	4	Thin Head, Open End	5
Cadillac and LaSalle Connecting Rod Socket	15	Spark Plug	17	Plumbing Tools	12	Thin Jaw Combination Pliers	3
Calkers		Step-Cut	16	Prick Punches	3	Tire Iron	19
Broad Curved Nose	13	Grab All	16	Pullers		Tool Boxes, Chests, Cabinets	19
Ceiling	13	Grips, Handeze plier	2	Battery Terminal	13	Tool Kit No. 5	6
Curved Pony	13	Hammers	17-18	Bearing Separator Attachment	14	Torque Wrenches	15
Gasket	13	Brass	17	Collet Type Blind Bearing	15	Tubing, Expander	13
Left and Right	13	Dinging	17	Heavy Duty	13	Universal Joint	7, 8, 9, 10, 12
Long	13	Finishing	18	Medium Duty	13	Universal Pliers	
Offset	13	Long Body	17	Slide Hammer	14	Heavy Duty	3
Water Main	13	Long Pecking	17	Steering Wheel	14	Utility Pliers	
Cape Chisels	3	Magnetic Trim	17	Three-Jaw Light Duty	14	Multiple Groove	4
Carburetor Jet Wrench	16	Handles		Two-Jaw Light Duty	14	Valve Lifter	16
Ceiling Calkers	13	Hammer	17	Universal Wheel	14	Water Main Calker	13
Center Punches	3	Hinge	7, 8, 9, 10	Wedge Type Stud	15	Water Pump Pliers	
Chest, Master Tool	19	Sliding T	10	Inside Jaw	15	Heavy Duty	4
Chisels	2-3	Speeder	7, 8, 9	Single Jaw	15	Medium Duty	4
Floor	12	Spinner	8	Long Outside Jaw	15	Wheel Puller	14
Soil Pipe	12	Heavy Duty Diagonal Cutting Pliers	4	Punches	3	Wood Handle Screwdrivers	1
Clik-Stop Adjustable Wrench	5	Heavy Duty Universal Pliers	3	Ratchet		Wrenches	
Clutch Head Screwdrivers	2	Hinge Handles	7, 8, 9, 10	Reversible	7, 8, 9, 10, 11	Adjustable	6
Cold Chisels	2	Holder		Ratchet, 1/2" Drive	10	Adjustable, Parts Kit	6
Combination Pliers		Feeler Gauge	17	Rivet Shear	2	Box	7
Bent Nose Thin Jaw	3	File	18	Round Nose Chisels	3	Box and Open End	7
Side Cutting Slip Joint	3	Ignition Gauge Set	16	Screw and Pipe Extractor Set	17	Carburetor Jet	14
Combination Wrenches	6	Ignition Pliers, Slip Joint	2	Screwdrivers		Combination	6
Combination Wrench Set	6	Internal Pipe Wrench	13	Double End Offset	2	Lug	18
Compressor, Piston Ring	16	Irons, Bending	13	Electricians'	1	Metric	20
Concrete Gads	12	L-Handle	11	Mechanics'	2	Midget	7
Connecting Rod Sockets	14	Lead Picking Tool	13	Phillips	2	Obstruction	16
Cutting and Special Pliers	4	Lineman's Side Cutting Pliers	5	Set, All-Purpose	2	Open End	7
Deep Sockets	7	Lining Up Bars	15	Socket	8-9	Structural	18
Diagonal Cutting Pliers		Long Nose Wrench Pliers	4	Wood Handle	2	Thin Head	5
Heavy Duty	4	Lug Wrench, Four Way	18	Service Station Tools	18	Torque	15
Diamond Point Chisels	3	Magnetic Trim Hammer	17	Shear, Rivet Chisel	2	Wrench Pliers	
Dinging Hammer	17	Mechanics' Screwdrivers	1	Side Cutting Pliers		Long Nose	4
Dolly Blocks	18	Metric Wrenches	20	Needle Nose	4	Parrot Nose	4
Egg Shaped	18	Midget Wrenches, Set	7	Slip Joint		Wrench Sets	
New Bead	18	Multiple Groove Utility Pliers	4	Combination	3	Box	7
Radius	18	Needle Nose Side Cutting Pliers	4	Slide Hammer Puller	14	Combination	6
Railroad	18	Obstruction Wrenches	16	Sliding		Midget	7
Semi-Elliptical Heel	18			T-Handles	8, 9, 10, 11, 12	Open End	7
Shrinking	18			Slip Joint Pliers	3	Yarning Irons	
Double End Offset Screwdrivers	2			Snips		Offset	13
Drag Link Adjuster	10			Multiple-leverage	5	Spring	13
Drift Punches	3			Duckbill	5	Yarning Irons and Calkers	13
				Straight	5		

Quick Index Finder



This handy thumb index will guide you quickly to inside pages. Do as the hand illustrates at right matching section on master index with solid-color block on corresponding page inside.

SCREWDRIVERS CHISELS, PUNCHES
Page 2

PLIERS AND WRENCHES
Pages 3-7

PLIERS, SNIPS, & PIPE WRENCHES
Pages 5-6

SOCKETS AND ATTACHMENTS
Pages 7-12

PLUMBING TOOLS WHEEL PULLERS
Pages 12-15

SPECIAL PURPOSE TOOLS
Page 15

FEELER GAUGES BODY & FENDER TOOLS
Pages 16-17

HAMMERS SERVICE STATION TOOLS
Pages 17-18

TOOL CHESTS BOXES, CABINETS
Page 19

METRIC WRENCHES
Page 20

CATALOG NUMBER INDEX

Tool	Page No.	Tool	Page No.	Tool	Page No.	Tool	Page No.
000-AA-020/2	16	132L-132R	13	1257-1291	3, 4	5295	19
0200-A-0280	8	133-135	7	1303L-1332	5	5495-5695	19
033 1/2-034 3/8	13	135 1/2-135 3/8	13	1419-1509	17, 18	5894	11, 19
5-7/16-6 3/8 x 18	12, 13	136	7	X1704-X1720-S	6	6000 CR-6000NR	11
9A-19	2	136 1/2	13	1725-1731	16	6012	??
13 1/4-14 3/4 x 15	12, 13	137	7	1806-1824HD	6	6014-6018	11
20-21	3	140	13	2018-2130	15	6016H-6024H	20
21 1/2	12	140-D	7	2234-2264	6	6019	11
22-33	3	141-142	13	2316-2343	16	6020	11
33 1/2-33 3/8	13	164-166	7	2401-2536	16	6021	11
34	3	207	19	2700-B-2918	7	6022-6024	11
37 1/2-37 3/4	12	230	18	2710M-2722M	20	6025-6040	11
40-76	3	302-303	15	3008M-3019M	20	6071-6265	10, 11
84 3/4-84-1	12	402-878	2	3000-F-3324	2	6305-6539	15, 16
88-92	2, 3	914-1176	18	3114H-3118H	9	9071-9368	11, 12
101-103	15	1191-1196	8	4000-D-4066	14	9500-A	17
107 3/8-119	13	1200S-1209	3, 4	4067	15	9500-oc-9509	12
130	13	1215-1234	4, 5	4070-C-4080	14, 15	9521-9529	17
130 3/8-131 3/4	13	1235-1248	3, 4	4515-4532	15	9552-9612	12
131-132	7	1251	5	4795	19	9970-9990	19

P & C SCREWDRIVERS

Handles are shock proof, fire resistant, uniformly clear plastic. Hammer proof, acid proof, they will not absorb grease. Rounded top, deeply fluted, tapered near bottom with knurled tip. Extra long shanks, blades forged from special analysis alloy steel, heat treated, oil tempered. Bits highly polished to resist rust, torque tested against twisting. Tough, hardened, precision ground tip will not chip, stays sharp.

PLASTIC HANDLE



ROUND SHANK, Keystone type

No.	Diam.	Blade Length	Wt. Lbs.
402	1/8"	2 1/2"	.05
404	1/8"	4 1/2"	.06
504	3/16"	4"	.10
508	3/16"	7 1/2"	.13
634	1/4"	4"	.17
736	5/16"	6"	.30
740	5/16"	10"	.39
838	3/8"	8"	.47

ROUND SHANK Cabinet type

No.	Size	Blade Length	Wt. Lbs.
505	3/16"	5"	.13



SQUARE SHANK, Keystone Type

No.	Size	Blade Length	Wt. Lbs.
442	1/8"	2 1/2"	.04
501	3/16"	1 1/4"	.07
544	3/16"	4"	.11
548	3/16"	7 1/2"	.15
601	1/4"	1 1/2"	.13
604	1/4"	4"	.15
609	1/4"	9"	.25
706	5/16"	6"	.33
710	5/16"	10"	.43
808	3/8"	8"	.55
812	3/8"	12"	.90
816	3/8"	16"	1.05

THIS P & C HEX

is your guarantee of quality. Buy P & C.

WOOD HANDLE (OCTAGON)



Made of seasoned, selected, clear Birch with natural finish. Rounded metal cap protects top of handle. Steel rivet through cap, handle and blade holds them as one. Same tough, steel shank and tempered blade. Steel ferrule protects blade end of handle. Seven sizes for slotted screws.

No.	Diam.	Blade Length	Wt. Lbs.
551	3/16" sq.	1 1/2"	.10
553	3/16"	2 1/2"	.12
559	3/16"	9"	.17
654	1/4"	4"	.22
660	1/4"	9 1/2"	.30
756	5/16"	6"	.42
760	5/16"	10"	.50

ALL PURPOSE SCREWDRIVER SET



No.	Shank	Blade Length	Length
402	Diam. 1/8"	2 1/2"	5 1/4"
504	Diam. 3/16"	4"	7 1/2"
674	Phillips No. 2	4"	8"
706	5/16" square	6"	10 1/2"

Set No. 4—All-Purpose Screwdriver Set—Wt. 1.0 lbs.

WOOD HANDLE PHILLIPS




For Phillips head screws, without metal cap on handle.

Phillips Blade

No.	Size	Blade Length	Wt. Lbs.
523	1	3"	.08
624	2	4"	.18
726	3	6"	.30
828	4	8"	.52

PLASTIC HANDLE PHILLIPS



Precision machined, heat treated bits give exact fit in Phillips cross-slot screws. Five screwdriver sizes will fit 25 Phillips head screw sizes. Chrome plated shank.

Phillips Blade

No.	Size	Blade Length	Wt. Lbs.
573	1	3"	.10
670	2	9/16"	.08
674	2	4"	.15
776	3	6"	.28
878	4	8 1/2"	.50

DOUBLE END OFFSET



Blades at right angles to each other on opposite sides of handle. Heat treated bits highly polished, over-all rust resistant. Works fine in close quarters.

No.	Stock Size	Length	Wt. Lbs.
164	1/4"	4 3/4"	.07
165	5/16"	5"	.11
166	3/8"	6 1/8"	.19

PLASTIC HANDLE CLUTCH HEAD



Type G design bits are precisely machined for accurate fit on screws with "Figure 8" or "Butterfly" type heads. Round, chrome plated, torque tested shanks.


Tool No.	Bit Size	Blade Length	Overall Length	Weight Lbs.
483	5/32"	3 3/8"	7 3/8"	.12
584	3/16"	3 3/8"	7 3/8"	.12
685	1/4"	4 7/8"	8 7/8"	.18
786	5/16"	4 7/8"	9 3/8"	.28

P & C

CHISELS

Beveled heads, sandblasted, grey satin finish, large octagon handles, highly polished taper or bevel, precision ground point or cutting edge. Hot forged from special analysis alloy steel scientifically tempered to cut any metal that can be filed. Big octagon handles easy to hold, easier to hit, will not chip. Every tool lacquer-dipped to resist rust.

3 piece PUNCH and CHISEL set



Includes: Cold Chisel No. 12
Center Punch No. 22
Starter Punch No. 66
Plastic Kit

Set No. 9 Wt. .45 lbs.

COLD CHISELS



No.	Stock Size	Cut Size	Length	Wt. Lbs.
9-A	3/16"	1/4"	4 7/8"	.03
10	1/4"	9/32"	5 1/8"	.08
11	5/16"	3/8"	5 3/8"	.13
12	3/8"	7/16"	5 1/2"	.18
12-A	7/16"	1/2"	6"	.24
13	1/2"	9/16"	6 5/8"	.33
14	19/32"	11/16"	7"	.53
15	23/32"	13/16"	8"	.78
17	23/32"	13/16"	12"	1.43
17-A	13/16"	1"	8 3/16"	1.26
18	13/16"	1"	12"	1.93
19	15/16"	1 3/16"	12"	2.4

RIVET SHEAR CHISELS



No.	Stock Size	Cut Size	Length	Wt. Lbs.
92	23/32"	7/8"	12"	1.4

CAPE CHISELS




No.	Stock Size	Cut Size	Length	Wt. Lbs.
30	1/4"	3/16"	4 1/2"	.08
31	5/16"	1/4"	5 1/4"	.13
32	3/8"	5/16"	5 3/4"	.18
33	1/2"	3/8"	6 1/4"	.33
34	5/8"	7/16"	7"	.50

ROUND NOSE CHISELS



No.	Stock Size	Cut Size	Length	Wt. Lbs.
50	1/4"	3/32"	4 1/2"	.08
51	5/16"	5/32"	5 1/4"	.13
52	3/8"	3/16"	5 3/4"	.18
53	1/2"	1/4"	6 1/4"	.33

DIAMOND POINT CHISELS



No.	Stock Size	Cut Size	Length	Wt. Lbs.
40	1/4"	5/32"	4 1/2"	.08
41	5/16"	3/16"	5"	.13
42	3/8"	7/32"	5 1/2"	.18
43	1/2"	9/32"	6"	.33

P & C PUNCHES

CENTER PUNCHES



No.	Stock Size	Length	Wt. Lbs.
20	1/4"	4"	.05
21	5/16"	4 1/2"	.10
22	3/8"	4 3/4"	.15
22A	7/16"	4 7/8"	.19
23	1/2"	5"	.25
24	5/8"	6"	.45

PRICK PUNCHES



No.	Stock Size	Length	Wt. Lbs.
27	1/4"	4 1/2"	.08
28	5/16"	5"	.10
29	3/8"	5 1/2"	.15

DRIFT PUNCHES



No.	Stock Size	Point Diam.	Length	Wt. Lbs.
70	1/4"	3/32"	10"	.10
71	5/16"	1/8"	10"	.15
72	3/8"	3/16"	10"	.23
73	7/16"	7/32"	10"	.33
74	1/2"	1/4"	10"	.43
75	5/8"	5/16"	10"	.68
76	3/4"	3/8"	10"	1.00

ALIGNING PUNCH



No.	Stock Size	Point Length	Wt. Lbs.
88	5/8"	3/16" 16"	.98

STARTER PUNCHES



No.	Stock Size	Point Diam.	Point Length	Length	Wt. Lbs.
66	3/8"	5/32"	2 3/8"	5"	.15
67	1/2"	3/16"	2 3/8"	5"	.25


PIN PUNCHES



No.	Stock Size	Point Diam.	Point Length	Length	Wt. Lbs.
58	1/4"	1/16"	1 1/4"	4 1/4"	.05
60	1/4"	3/32"	1 1/4"	4 1/4"	.05
61	5/16"	1/8"	1 3/8"	4 1/2"	.08
62	5/16"	5/32"	1 3/8"	5"	.10
63	3/8"	3/16"	1 3/8"	5 1/4"	.13
64	7/16"	7/32"	2 5/8"	5 1/2"	.18
64-1	1/2"	1/4"	2 5/8"	5 3/4"	.23

P & C SPECIAL TOOL SETS

24 piece PUNCH and CHISEL set



One each of the following:

Cold Chisels Nos. 10, 11, 12, 13, 14
Cape Chisels Nos. 30, 31, 32, 33
Diamond Chisels Nos. 40, 41, 42
Round Nose Chisels Nos. 50, 52
Center Punches Nos. 21, 23
Prick Punch No. 27
Pin Punches Nos. 60, 61, 62, 63, 64
Starter Punches Nos. 66, 67 in Tool Kit
No. 2401, 8"x25 1/2", 23 pockets.
Set No. 1 Wt. 3.8 lbs.

P & C HANDEZE PLIER GRIPS



Resilient P&C blue plastic tubes slip over plier handles easily to give better, more comfortable grip. Stay on permanently, fit tight.

Long wearing . . . they're rugged. Finest quality plastic. Unaffected by oil and grease. Resist tear and damage. Backed by famous P&C guarantee. 3 sizes fit practically all pliers.

12005—Small size
1200M—Medium size
1200L—Large size

P & C PLIERS

Scientifically designed, forged from highest quality alloy steel. Deeply milled teeth oil tempered to retain sharpness, insure positive grip. Tempered joint-bolts hold job-shaped jaws in perfect alignment. All have polished heads and slip-joint pliers are chrome plated against rust. Cutting edges are induction hardened against chipping and dulling. Scientifically engineered leverage and balance.

P & C SLIP JOINT PLIERS


COMBINATION



Shear type cutter in throat. Aligned holes near joint for precise shear cutting take wire up to 1/8".

No.	Length	Wt. lbs.
1275	5"	.26
1276	6"	.41
1278	8"	.50
1280	10"	.88

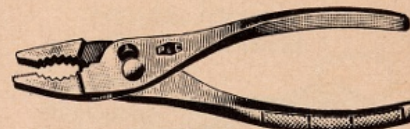
SIDE CUTTING SLIP JOINT COMBINATION



All the features of slip joint combination pliers plus durable, induction hardened side cutter and extra strong tempered bolt.

No.	Length	Wt. lbs.
1246	6"	.49

THIN JAW COMBINATION



No.	Length	Wt. lbs.
1201	5"	.25
1202	6"	.35


BENT NOSE THIN JAW COMBINATION



Thin jaws offset 30° make handy nail or staple puller.

No.	Length	Wt. lbs.
1203	7"	.43

HEAVY DUTY UNIVERSAL



One jaw curved to grip round or irregular objects, other jaw straight with groove for gripping wire, pins or nails.

No.	Length	Wt. lbs.
1257	7"	.58


MIDGET SLIP JOINT



Three slip joint positions allow parallel opening up to 3/8".

No.	Length	Wt. lbs.
1235	4 1/2"	.07


PARROT NOSE WRENCH



Pipe wrench design gives firm grip. Powerful leverage from four slip joint positions gives wide capacity. Nose offset 75° to reach awkward jobs.

No. 1236 Length 6" Wt. .41 lbs.
1238 7½" .61


LONG NOSE WRENCH



Milled teeth and powerful leverage, long, slender nose, offset 20°, holds objects in front of center, gives extra grip.

No. 1239 Length 8" Wt. .54 lbs.

LEVERAGE PLIER

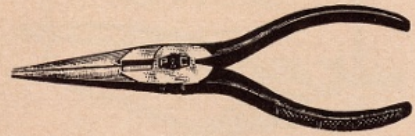


"A chest of tools in one," this revolutionary plier is perfect for countless jobs, and is a "must" of all tool users. Patented, three-piece compound leverage design multiplies applied pressure ten times! Non-slip jaws open 1¼ inches.

No. 1234 Length 8" Wt. .62 lb.

P & C CUTTING AND SPECIAL PLIERS


NEEDLE NOSE SIDE CUTTING



Long, thin taper, firm grip and spring tempered jaws. Flush joint is precision fitted for wobble-free action, keeps keen edges of hand honed side cutters aligned perfectly.

No. 1226 Length 6" Wt. .28 lbs.

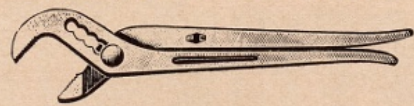
LONG THIN NEEDLE NOSE PLIER



Has very thin nose for getting into places with restricted clearance.

No. 1222 Length 6½" Wt. .22 lb.

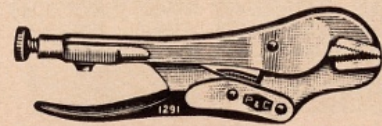
MEDIUM DUTY WATER PUMP



Has same versatile features and adjustments of No. 1240, but is only ⅜" thick.

No. 1241 Length 9½" Wt. .58 lbs.


LEVER WRENCH PLIER



Five tools in one . . . a powerful hand vise, a clamp, an adjustable wrench, a pipe wrench, and a plier. To operate, place the object to be held between the jaws and turn the screw at the end of one handle until the jaws grip the work snugly. Then, squeeze the handles together. This forces the central fulcrum beyond the "in line" position and locks the jaws in the holding position with pressure up to one ton. Capacity 1½ inch.

No. 1291 Length 8" Wt. 1 lb.


MULTIPLE-GROOVE UTILITY



Five tongue-and-groove adjustments, plus slip joint, provide wide range of openings. Grooves hold jaws securely in desired position, taking strain off bolt.

No. 1242 Length 7½" Wt. .44 lbs.
No. 1243 Length 9½" Wt. .81 lbs.

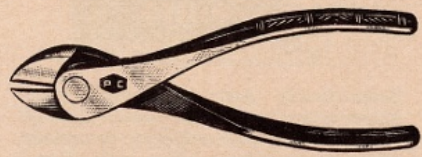
CURVED THIN NEEDLE NOSE PLIER



Same as No. 1222 plier, except nose is bent at 79° angle. Handy for reaching around objects.

No. 1225 Length 6" Wt. .22 lb.


HEAVY DUTY DIAGONAL CUTTING



Tremendous leverage from short, powerful jaws set very close to solidly riveted joint. Perfect alignment, leverage, and balance for difficult cutting jobs.

No. 1209 Length 7" Wt. .49 lbs.


SELF-ENERGIZING GEAR-LOCK PLIER



In this revolutionary "Plier of Tomorrow," bolt slides into slanting gear-type slots. As handles are squeezed, bolt locks in chosen slot and jaw pressure increases. Design eliminates slipping, prevents binding and wear of bolt and slot, and permits smooth, visible adjustments in five slots. Other features include slim jaws, 1¼" opening, sharp pipe wrench teeth, and powerful, novel, no-bend cutter.

No. 1245 Length 9¾" Wt. .66 lbs.

HEAVY DUTY WATER PUMP



No. 1240 Length 9½" Wt. .58 lbs.


SPECIAL PLUMBER'S PLIER



For use on plated plumbing fixtures. Opens to 2½". Microgroove adjustment permits parallel alignment of jaws.

No.	Length	Wt.
1248 with Brass and Nylon Insert Jaws	11¾"	.9 lb.
1248S with Smooth Steel Jaws	11¾"	.9 lb.
1248P with Pipe Type Jaws	11¾"	.9 lb.


DIAGONAL CUTTING



Cutting edges are induction hardened and hand honed after assembly for lasting sharpness.

No.	Length	Wt.
1204	4½"	.20 lbs.
1206	6"	.37
1207	7"	.54


TELEPHONE



Excellent for manipulating wire and wiring. Heavy, flush riveted joint and shear-type wire cutter.

No. 1260 Length 6" Wt. .25 lbs.

LINEMAN'S SIDE CUTTING



Hand honed edges of induction hardened cutters are kept perfectly aligned by extremely heavy and tempered flush steel joint bolt.

No. 1266 Length 6" Wt. .43 lbs.
1268 8" .81


GAS



Deep, sharp teeth are milled in two sizes on the sturdy jaws to hold a wide range of tubing sizes without adjustment. Lengthwise teeth at end of jaws give positive grip on wire and pins. Heavy, flush rivet joint insures perfect alignment.

No. 1258 Length 6" Wt. .25 lbs.

BRAKE SPRING



Curved jaw clears brake shoe for close adjustment with center line of spring. Thin hooked jaw slips easily under spring. Tempered rivet and long handles give powerful leverage, extra strength.

No. 1215 Length 12" Wt. .71 lbs.

LONG REACH NEEDLE NOSE PLIERS



Extra length is useful for repair and assembly of instruments.

No. 1228 Length 8" Wt. .36 lb.

DUCK BILL



Tapered jaws 1½" and long handles give powerful leverage. Deeply milled oil tempered teeth give extra grip. Solid riveted joint.

No. 1227 Length 8" Wt. .44 lbs.

PARALLEL JAW LOCK RING PLIER



Spreads and holds lock or snap pins during removal. Unique compound leverage system keeps jaws parallel.

No. 1251 Length 8½" Wt. .54 lb.

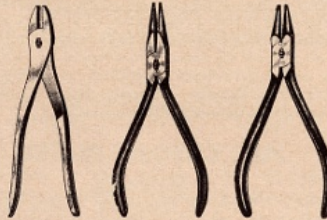
ANGLE NOSE BATTERY



Terminal nuts manipulate easily with these thin, 30° offset jaws and long, hand fitting handles. Jaws are shaped for maximum grip regardless of nut condition. Riveted joint for extra strength. Jaw openings 5/16" to 11/8".

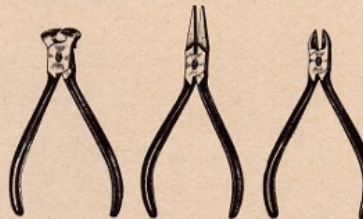
No. 1218 Length 8" Wt. .49 lbs.

P & C MIDGET PLIERS



1281 1282 1283

No.	Length	Wt.
1281 Midget Straight Nose Plier	4½"	.09 lb.
1282 Midget Chain Nose Plier	4¾"	.10 "
1283 Midget Round Nose Plier	4½"	.10 "




1284 1285 1286

No.	Length	Wt.
1284 Midget End Cutting Nipper	4"	.10 lb.
1285 Midget Diagonal Cutting Plier	4"	.08 "
1286 Midget Flat Nose Plier	4¾"	.09 "

P & C SNIPS

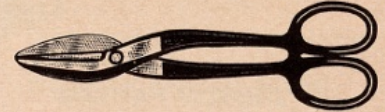
Designed to give fast, smooth cuts in all types of material. Blades hot drop forged of special analysis steel and electrically heat treated and tempered. Blades designed to give uniform shearing.

DUCKBILL OR CIRCULAR



No.	Overall Length	Length of Cut	Wt. lbs.
1307	7"	1¾"	.38
1310	10"	2½"	.84
1312	12"	3"	1.46

STRAIGHT OR REGULAR



No.	Overall Length	Length of Cut	Wt. lbs.
1317	7"	1¾"	.38
1320	10"	2½"	.86
1322	12"	3"	1.50

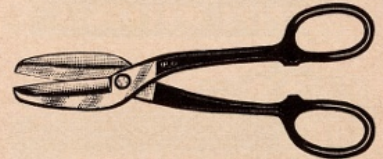
MULTIPLE-LEVERAGE

Left-Right-and Straight Cut



No.	Overall Length	Length of Cut	Wt. lbs.
1303 L.	10½"	17/16"	.70
1303 R.	10½"	17/16"	.70
1303 S.	10½"	15/8"	.72


COMBINATION PATTERN



No.	Overall Length	Length of Cut	Wt. lbs.
1330	10"	2½"	.88
1332	12"	3"	1.46

P & C PIPE WRENCHES

STILLSON PATTERN



Expertly made, they substantially exceed rigid Government specifications. Forged from finest, special analysis alloy steel. Deeply milled teeth oil tempered, will stay sharp for years. Rugged, hot-forged handle designed for powerful leverage. Tough, tempered rivet withstands stress. Highest quality spring steel keeps movable jaw in engaging position. Precisely milled, burr-free threads on movable jaw, easy turning, close meshed knurl, allows quick, sure adjustments. Faces, sides of jaws, frame highly polished.

No.	Max. Opening	Length	Wt. Lbs.
1806	1/2"	6"	.31
1808	3/4"	8"	.64
1810	1"	10"	1.36
1814	1½"	14"	2.80
1818	2"	18"	4.00
1824	2½"	24"	7.20

STILLSON PATTERN PIPE WRENCH PARTS KIT



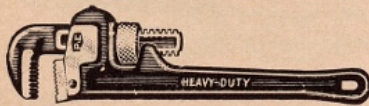
Contains movable jaw and knurl for a single wrench. Available for all six sizes.

No.	Pipe Wrench	Wt. Lbs.
X1806 for 1806		.1
X1808	1808	.3
X1810	1810	.5
X1814	1814	1.0
X1818	1818	1.5
X1824	1824	2.5

Individual parts also available.

See price list

P & C HEAVY DUTY PIPE WRENCHES




Features include special alloy steel; heat-treated, precision ground teeth; tapered, "I-beam" type handle; pipe sizes on movable jaw; simple design, only 4 parts; light weight and perfect balance.

No.	1806 HD	Length 6"	Wt. 4 lbs.
1808 HD	8"	.7	
1810 HD	10"	1.5	
1814 HD	14"	3.0	
1818 HD	18"	5.0	
1824 HD	24"	8.3	


KITS FOR TOOL SETS

TOOL KIT No. 5



Includes: 6" Adjustable Wrench No. 1706
6" Slip-joint Combination Pliers No. 1276
Plastic Handle Screw-driver with 4" Blade No. 504
Plastic Kit
Kit No. 5, in 8 1/4" x 4 1/4" x 1 1/2" Plastic box Wt. 1 lb.

P & C ADJUSTABLE WRENCHES



Oil tempered at points of stress, jaws are thin, light, 22 1/2° offset. Movable jaw is hand fitted. Four heat treated threads on screw deeply knurled, accurately mesh with movable jaw. Available in 7 sizes with satin chrome finish and highly polished, rust resisting heads and handles; 7 sizes in semi-finished handles and highly polished heads. Forged from special analysis alloy steel.

FULL CHROME PLATED

No.	Length	Maximum Opening	Wt. Lbs.
1704	4"	1/2"	.08
1706	6"	3/4"	.25
1708	8"	15/16"	.53
1710	10"	1 1/8"	.85
1712	12"	1 3/16"	1.61
1716	16"	1 7/8"	3.60
1720	20"	2 1/2"	6.00

SEMI-FINISH

No.	Length	Maximum Opening	Wt. Lbs.
1704-S	4"	1/2"	.08
1706-S	6"	3/4"	.25
1708-S	8"	15/16"	.53
1710-S	10"	1 1/8"	.85
1712-S	12"	1 3/16"	1.61
1716-S	16"	1 7/8"	3.60
1720-S	20"	2 1/2"	6.00

NEW CLIK-STOP ADJUSTABLE WRENCH

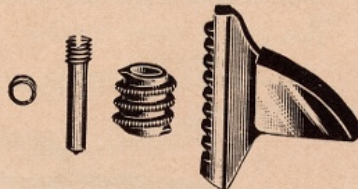
New P & C Klik-Stop wrench handles like ordinary adjustable. Merely turning Golden Knurl clicks jaw automatically into any opening wanted. It won't work lose. No buttons, levers or gadgets. Highly polished, chrome plated.

No.	Length	Maximum Opening	Wt. Lbs.
1704-L	4"	1/2"	.08
1706-L	6"	3/4"	.25
1708-L	8"	15/16"	.53
1710-L	10"	1 1/8"	.85
1712-L	12"	1 3/16"	1.61

SEMI-FINISH

1704-SL	4"	1/2"	.08
1706-SL	6"	3/4"	.25
1708-SL	8"	15/16"	.53
1710-SL	10"	1 1/8"	.85
1712-SL	12"	1 3/16"	1.61
1716-SL	16"	1 7/8"	3.60
1720-SL	20"	2 1/2"	6.00

REPLACEMENT PARTS KIT



Contains movable jaw, knurl, pin and spring for a single wrench. Available for all sizes in both finishes.

No.	For Adj. Wrench	Wt. Lbs.
X1704	1704 or 1704-L	.03
X1704-S	1704-S or SL	.03
X1706	1706 or 1706-L	.06
X1706-S	1706-S or SL	.06

X1708	1708 or 1708-L	.1
X1708-S	1708-S or SL	.1
X1710	1710 or 1710-L	.2
X1710-S	1710-S or SL	.2
X1712	1712 or 1712-L	.3
X1712-S	1712-S or SL	.3
X1716-S	1716-S or SL	.8
X1720-S	1720-S or SL	1.3

Individual parts also available. See parts price list.


P & C COMBINATION WRENCHES



Box end offset 15° for knuckle clearance, 12 point design turns hex nut with only 15° swing. Open end at 15° angle to shank needs only 30° swing. Long handles give extra leverage, have rounded edges. Drop forged from special analysis alloy steel, oil tempered. Polished heads, satin finish handles protected by heavy chrome plate. Each wrench has same size on both ends.

No.	Opening	Length	Wt. Lbs.
2708	1/4" (6 point)	3"	.02
2710	5/16" (12 point)	3 3/8"	.05
2712	3/8"	4 1/2"	.07
2714	7/16"	5 1/2"	.10
2716	1/2"	6 1/4"	.14
2718	9/16"	7"	.20
2720	5/8"	7 3/4"	.26
2722	11/16"	8 3/8"	.32
2724	3/4"	9 1/8"	.41
2726	13/16"	10 3/8"	.50
2728	7/8"	11 1/4"	.59
2730	15/16"	12 1/4"	.62
2732	1"	13 3/8"	.86
2734	1 1/16"	14 1/2"	1.03
2736	1 1/8"	15 1/2"	1.23
2740	1 1/4"	17"	1.70
2742	1 5/16"	18"	1.95
2744	1 3/8"	19 3/8"	2.2
2746	1 7/16"	20 5/8"	2.5
2748	1 1/2"	21 3/4"	2.9
2752	1 5/8"	23"	3.2

6 piece COMBINATION WRENCH SET



Includes Nos. 2714, 2716, 2718, 2720, 2722, 2724.

No. 2700-B Combination Wrench Set in No. 2427 Kit Wt. 1.7 lbs.

15 piece COMBINATION WRENCH SET

No. 2700-F Combination Wrench Set.
Nos. 2710 to 2740 inclusive in No. 2413 Kit.
Wt. 10 lbs.


P & C OPEN END WRENCHES



Drop forged from special analysis alloy steel with thin, tapered jaws, thin, round-edged handles. Jaw openings precisely milled for positive fit without slipping. The 15° jaw angle, by "flopping" wrench, allows continuous turning of hex nut in 30° swing.

No.	Openings	Length	Wt. Lbs.
2808	3/16" and 1/4"	4 1/8"	.02
2810	1/4" and 5/16"	3 1/2"	.05
2812	5/16" and 3/8"	4"	.06
2814	3/8" and 7/16"	4 1/2"	.08
2816	7/16" and 1/2"	5"	.11
2818	1/2" and 9/16"	5 1/2"	.15
2819	1/2" and 19/32"	6 3/8"	.15
2820	9/16" and 5/8"	6 1/2"	.21
2821	19/32" and 11/16"	7"	.26
2822	5/8" and 11/16"	7 1/2"	.28
2824	5/8" and 3/4"	8 1/4"	.30
2825	11/16" and 3/4"	9"	.33
2828	3/4" and 7/8"	9 1/2"	.46
2829	13/16" and 7/8"	10"	.59
2830	7/8" and 15/16"	10 1/2"	.65
2831	7/8" and 1 1/16"	11 1/8"	.70
2832	15/16" and 1"	11 1/4"	.85
2834	15/16" and 1 1/16"	13"	.86
2835	1" and 1 1/8"	13 1/2"	1.10
2836	1 1/16" and 1 1/8"	13 3/8"	1.30
2840	1 1/16" and 1 1/4"	14 7/8"	1.50
2842	1 1/4" and 1 3/16"	16 1/4"	2.1
2846	1 3/8" and 1 7/16"	17 3/4"	2.4
2852	1 1/2" and 1 5/8"	19 1/2"	3.8

6 piece OPEN END WRENCH SET



Includes Nos. 2812, 2816, 2820, 2825, 2829, and 2832.

No. 2800-B Open End Wrench Set in No. 2428 Kit
Wt. 2.5 lbs.

WORLD'S MOST BEAUTIFUL TOOLS

P & C tools are not only the best in quality, but they are the best in feel, balance and appearance.

P & C THIN HEAD OPEN END WRENCHES



Special alloy steel gives extra strength to very thin, tapered jaws. Long handles keep hands away from hot manifolds, increase leverage.

No.	Opening Sizes	Length	Wt. Lbs.
2916	7/16" and 1/2"	9"	.18
2918	1/2" and 9/16"	9"	.18


P & C MIDGET WRENCHES



One jaw at 15°, other at 60° on each wrench. Opening sizes duplicated at other angle on companion wrench.

No.	15° End	60° End	Length	Wt. Lbs.
130	13/64"	15/64"	3"	.02
131	15/64"	13/64"	3"	.02
132	7/32"	1/4"	3"	.02
133	1/4"	7/32"	3"	.02
134	9/32"	5/16"	3 1/2"	.03
135	5/16"	9/32"	3 1/2"	.03
136	11/32"	3/8"	3 3/4"	.05
137	3/8"	11/32"	3 3/4"	.05

MIDGET WRENCH SET




Eight wrenches from 13/64" to 3/8" jaw openings in both 15° and 60° angles plus No. 1235 Midget Pliers.

No. 140-D Midget Wrench Set
Wt. .60 lbs.

P & C BOX WRENCHES

Thin walls provide extra clearance. Special alloy steel has high tensile strength. Box openings chamfered to guide wrench onto nut, bolt heads. Once on, it cannot slip or spread, needs only 15° swing to turn a nut. Heads offset 15° from shank to provide knuckle clearance. Heavily chrome plated all over to resist rust.

FLAT HANDLED SERIES



No.	Opening Size	Length	Wt. Lbs.
2512	5/16" and 3/8"	6"	.1
2514	3/8" and 7/16"	6 1/2"	.1
2516	7/16" and 1/2"	7"	.15
2518	1/2" and 9/16"	8"	.2
2520	9/16" and 5/8"	8 1/2"	.25
2522	5/8" and 11/16"	9 1/2"	.6
2524	5/8" and 3/4"	9 1/2"	.6
2525	1 1/16" and 3/4"	11 1/4"	.7
2528	3/4" and 7/8"	13 3/8"	.8


2529	1 3/16" and 7/8"	13 3/8"	.7
2532	1 5/16" and 1"	15 1/2"	.9
2536	1 7/16" and 1 1/8"	17 1/4"	1.3

ROUND HANDLED SERIES



2234	7/8" and 1 1/16"	16"	1.33
2240	1 1/16" and 1 1/4"	19"	2.33
2242	1 1/4" and 1 5/16"	19"	2.40
2244	1 1/4" and 1 3/8"	19"	2.45
2246	1 1/4" and 1 7/16"	19 1/2"	2.60
2248	1 7/16" and 1 1/2"	20"	3.50
2250	1 7/16" and 1 5/8"	22"	3.80
2264	1 13/16" and 2"	25 3/4"	8.30


6 piece BOX WRENCH Set



Includes Nos. 2514, 2518, 2522, 2528, 2529, and 2532.

No. 2500-B Box Wrench Set Wt. 3.3 lbs.

P & C VINYL PLASTIC FLEXIBLE KITS FOR TOOL SETS




Vinyl plastic kits offer many advantages for storing and carrying tools. They have amazing durability and are noted for long wear. They are flexible, won't crack or peel, are scratch and scuff proof, resist oil and grease, and are easy to clean with soap and water. The kits are blue with white marking, and they retain their new, handsome appearance. They have strongly stitched seams and heavy tie strings. The flaps are just a little longer than the tools they are designed for, eliminating fold-under flap objection but offering protection to and from sharp tools.

Combination Wrench Set in No. 2413 Kit
Wt. 10 lbs.

No.	Wt. lbs.	
2401	23 pockets 8" x 25 1/2"	.44
2409	3 pockets 6 3/4" x 3 1/4"	.03
2413	15 pockets 25" x 18 1/2"	.58
2416	9 pockets 8 3/16" x 5 5/8"	.09
2425	6 pockets 17 3/4" x 10 5/8"	.25
2427	6 pockets 10 3/4" x 9 3/8"	.15
2428	6 pockets 13" x 11 3/4"	.22

P & C RATCHETING BOX WRENCHES

Sturdy and yet light in weight for easiest and longest use. All over chrome prevents rust and makes cleaning easy. Requires only 20 degrees of arc for continuous ratcheting.



No.	Opening Size	Type of Open-ing	Over-all Length	Wt. lbs.
1191	1/4" x 5/16"	6-point	4 1/4"	.12
1192	3/8" x 7/16"	6-point	5 1/2"	.20
1193	1/2" x 9/16"	6-point	6 3/4"	.40
1194	5/8" x 11/16"	12-point	8"	.66
1195	3/4" x 7/8"	12-point	9 1/4"	.79
1196	5/8" x 3/4"	12-point	8 1/16"	.64

P & C SQUARE DRIVE SOCKETS

ATTACHMENTS AND SETS

Sockets hot broached from special alloy steel, precision machined for precise, accurate fit. Light, thin-walled, extremely tough and long wearing. Chamfered openings slip on nuts and bolt heads easily. Heavy chrome plate resists rust, wipes clean instantly. Square drive openings receive same accurate machining for positive drive and fit. Sizes plainly, permanently marked on each socket. Attachments for Sockets skillfully designed, accurately forged from same strong alloy steel. Square drives precisely machined for accurate fit; knurled handles insure easy, positive grip; each attachment scientifically balanced. Friction ball on all square drive attachments holds socket securely—it can't slip or drop off.

P & C 1/4" "MIDGET" SOCKETS ATTACHMENTS AND SETS

Designed to withstand the toughest demands of light to medium jobs. Ideal for Ignition, Carburetor, Radio, or T-V assembly, maintenance and repair.



6 point SOCKETS (All 1" in length)

No.	Size	Wt. lbs.	No.	Size	Wt. lbs.
0206	3/16"	.02	0210	5/16"	.03
0207	7/32"	.02	0211	11/32"	.03
0208	1/4"	.02	0212	3/8"	.04
0209	9/32"	.03	0214	7/16"	.05


8 point SOCKETS

No.	Size	Length	Wt. lbs.
0208-S	1/4"	1"	.02
0210-S	5/16"	1"	.04
0212-S	3/8"	1"	.05

12 point SOCKET

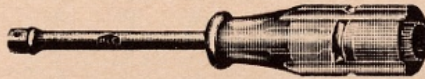
No. 0216 Size 1/2" Length 1" Wt. .05 lbs.

SLIDING T-HANDLE



No. 0253 Length 4 1/2" Wt. .08 lbs.

SPINNER HANDLE



No. 0259 Length 5 7/8" Wt. .13 lbs.

HINGE HANDLE



No. 0251 Length 5 9/16" Wt. .16 lbs.

UNIVERSAL JOINT




No. 0252 Length 1 7/32" Wt. .03 lbs.

EXTENSIONS



No.	Length	Wt.
0247	3 1/2"	.06 lbs.
0248	6"	.10
0263	14"	.10

SPEEDER HANDLE



No. 0280 Length 16" Wt. .40 lbs.


REVERSIBLE RATCHET



Ratchet wheel has 30 teeth to turn socket continuously with only 12° arc. Compact, chrome plated, ideal for small to medium jobs.

No.	Length	Head Thickness	Wt. lbs.
0246	4 1/2"	3/8"	.18

SCREWDRIVERS




No.	Bit Size	Length	Wt. lbs.
0237	Phillips No. 1	1"	.02
0238	Phillips No. 2	1"	.02
0237L	Phillips No. 1	2"	.03
0238L	Phillips No. 2	2"	.03
0244	3/16" x .030"	1 3/4"	.03
0245	1/4" x .030"	3"	.06

ADAPTORS



No. 0271 Length 15/16" Wt. .05 lbs. Adapts 3/8" drive attachments to 1/4" drive sockets.
 No. 0272 Length 15/16" Wt. .03 lbs. Adapts 1/4" drive attachments to 3/8" drive sockets.

P & C 1/4" DRIVE SETS

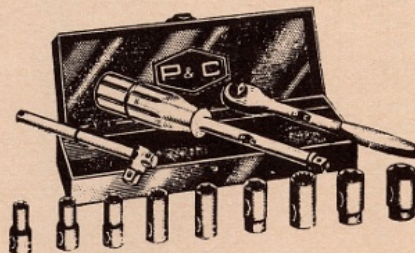


12 piece 1/4" DRIVE SET

Opening Size 6-point		Opening Size 8-point	
No. sockets	No.	No.	sockets
0207	7/32"	02085	1/4"
0208	1/4"	02105	5/16"
0209	9/32"		
0210	5/16"	0259	Spinner Handle
0211	11/32"	0253	Sliding T-Handle
0212	3/8"	4795	1" x 2 1/4" x 6 3/4" Metal Box
0214	7/16"		

No. 0200-A 12-piece Socket Set, Wt. 1 lb.

13 piece 1/4" DRIVE SET



Opening Size 6-point		Opening Size 8-point	
No. sockets	No.	No.	sockets
0207	7/32"	02085	1/4"
0208	1/4"	02105	5/16"
0209	9/32"	0246	Reversible Ratchet
0210	5/16"	0259	Spinner Handle
0211	11/32"	0253	Sliding T-Handle
0212	3/8"	4795	1" x 2 1/4" x 6 3/4" Metal Box
0214	7/16"		

No. 0200-C 13-piece Socket Set Wt. 1.16 lbs.


16 piece 1/4" DRIVE SET

Opening Size 6-point		Opening Size 8-point	
No. Sockets	No.	No.	Sockets
0206	3/16"	02085	1/4"
0207	7/32"	02105	5/16"
0208	1/4"	02125	3/8"
0209	9/32"	0251	Hinge Handle
0210	5/16"	0246	Ratchet
0211	11/32"	0247	3 1/2" Extension
0212	3/8"	0248	6"
0214	7/16"	4795	1" x 2 1/4" x 6 3/4"

No. 0200-F 16-piece Socket Set Wt. 1.9 lbs.

P & C 3/8" DRIVE SOCKETS ATTACHMENTS AND SETS

SOCKETS



	No.	Opening Size	Length	Wt. lbs.	
Square*—	3009-S	9/32"	15/16"	.04	
	6 point Hex—	3010-H	5/16"	1"	.04
		3012-H	3/8"	1"	.04
		3014-H	7/16"	1"	.04
		3016-H	1/2"	1"	.04
12 point—	3018-H	9/16"	1"	.05	
	3020-H	5/8"	1"	.07	
	3022-H	11/16"	1 1/16"	.10	
	3012	3/8"	1"	.04	
	3014	7/16"	1"	.04	
	3016	1/2"	1"	.04	
	3018	9/16"	1"	.05	
	3020	5/8"	1"	.07	
	3022	11/16"	1 1/16"	.10	
	3024	3/4"	1 1/16"	.13	
	3026	13/16"	1 3/16"	.15	
	3028	7/8"	1 3/16"	.17	

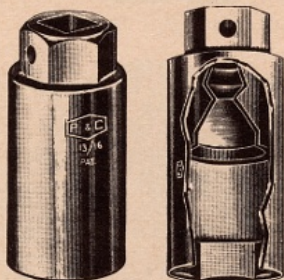
*Fits drain plug on Dynaflo torque converter.

EXTRA DEEP



12 point—	3112	3/8"	2 1/8"	.10
	3114	7/16"	2 1/8"	.10
	3116	1/2"	2 1/8"	.10
	3118	9/16"	2 1/8"	.12
	3120	5/8"	2 1/8"	.15
	3122	11/16"	2 1/8"	.18
	3124	3/4"	2 1/8"	.20
	3126	13/16"	2 3/8"	.28

SPECIAL SPARK PLUG SOCKET



6 point—	3126-HP	13/16"	2 7/16"	.28
	3126-R	Insert for 3126-HP and 6126-HP		.01

UNIVERSAL



	No.	Opening Size	Length	Wt. lbs.
12 point—	3312	3/8"	1 1/2"	.10
	3314	7/16"	1 1/2"	.10
	3316	1/2"	1 1/2"	.10
	3318	9/16"	1 9/16"	.10
	3320	5/8"	1 3/4"	.12
	3322	11/16"	1 7/8"	.12
	3324	3/4"	2"	.15


REVERSIBLE RATCHET



New, sturdier, compact design features a smaller head and fewer moving parts. Advancing and reversing accomplished with one dog. Enclosed head is simple and easy to disassemble for cleaning or replacing worn parts when necessary.

No. 3209 Length 7 1/4" Wt. .50 lbs.

REPLACEMENT PARTS KIT




Contains all parts for 3/8" Drive Reversible Ratchet No. 3209. Includes one each: Wheel, Dog, Keeper Ring, Plug Drive Ring.

No. X-3209 Wt. .09 lbs.

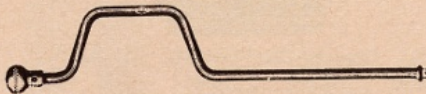
For individual parts see price list

HINGE HANDLE




No. 3230 Length 7 1/2" Wt. .35 lbs.

SPEEDER HANDLE




No. 3215 Length 18" Wt. .83 lbs.

SLIDING T-HANDLE



No. 3260 Length 7 1/2" Wt. .30 lbs.

EXTENSIONS



No. 3202	Overall length 3 1/2"	Wt. .13 lbs.
3203	8"	.25
3205	12 1/2"	.38
3206	18 1/2"	.55

UNIVERSAL JOINT




No. 3208 Length 1 3/4" Wt. .10 lbs.

SCREWDRIVER



No. 3211 Bit 5/16" Length 2 1/2" Wt. .08 lbs.


ADAPTORS



No. 3071 Length 1 3/8" Diam. 13/16" Wt. .13 lbs. Adapts 1/2" drive attachments to 3/8" drive sockets.

No. 3072 Length 1 1/8" Diam. 3/4" Wt. .10 lbs. Adapts 3/8" drive attachments to 1/2" drive sockets.

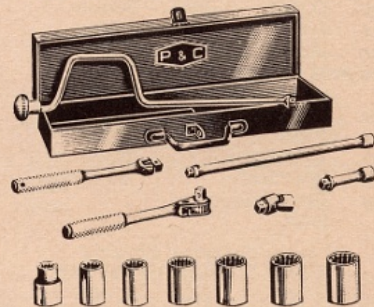
10 piece "BASIC" 3/8" DRIVE SET



No.	Opening Size	No.
3012	3/8" 12 point	3202 3" Extension
3014	7/16"	3209 Reversible Ratchet
3016	1/2"	3230 Flex Handle
3018	9/16"	5295 Metal Box, 18 1/2" x 5 1/4" x 1 1/2"
3020	5/8"	
3022	11/16"	
3024	3/4"	

No. 3000-NR 10-Piece Basic Set Wt. 3.72 lbs.
 3000-CR Same as No. 3000-NR except in durable cardboard box, makes attractive gift package. Wt. 1.8 lbs.

14 piece "UTILITY" 3/8" DRIVE SET




No.	Opening Size	No.
3012	3/8" 12 point	3209 Reversible Ratchet
3014	7/16"	3202 3" Extension
3016	1/2"	3203 8" Extension
3018	9/16"	3230 7 1/2" Flex Handle
3020	5/8"	3208 Universal Joint
3022	11/16"	3215 18" Speeder Handle
3024	3/4"	5295 Metal Box, 18 1/2" x 5 1/4" x 1 1/2"

3000-K 14-Piece Utility Set Wt. 4.9 lbs.

MORE MASTER CRAFTSMEN

are using P & C Tools today than ever before. Electricians, plumbers, mechanics and hobbyists recommend P & C Tools.

45 piece "MASTER" 3/8" DRIVE SET



No.	Opening Size	No.	Opening Size
3009-S	9/32" Sq.		
6 Point			
3010-H	5/16" Hex	3018-H	9/16"
3012-H	3/8"	3020-H	5/8"
3014-H	7/16"	3022-H	11/16"
3016-H	1/2"		
12 Point			
3012	3/8"	3022	11/16"
3014	7/16"	3024	3/4"
3016	1/2"	3026	13/16"
3018	9/16"	3028	7/8"
3020	5/8"		


Extra Deep 12 Point			
3114	7/16"	3209	Reversible ratchet
3116	1/2"		
3118	9/16"	3230	7 1/2" hinge handle
3120	5/8"		
3122	11/16"	3241	Screw-driver #2 Phillips
3124	3/4"		
3126	13/16"		
3126-HP	13/16" Spk. plug	3242	Screw-driver #3 Phillips
3202	3" Ext'n		
3203	8" Ext'n	3243	Screw-driver #4 Phillips
3205	12 1/2" Ext'n		
3206	18 1/2" Ext'n		
3208	Universal joint		

12 Point Universal Sockets			
3312	3/8"	3320	5/8"
3314	7/16"	3322	11/16"
3316	1/2"	3324	3/4"
3318	9/16"		
3215	18" Speeder handle	5495	Box—Metal box, 19 1/2" x 8 1/4" x 1 3/4"
3260	7 1/2" Sliding T-handle		

No. 3000-F 45-piece Master 3/8" Drive

P & C 1/2" DRIVE SOCKETS ATTACHMENTS AND SETS

SOCKETS



12 point (for use on hex bolts or nuts)			
No.	Opening Size	Length	Wt. lbs.
6012	3/8"	1 3/8"	.10
6014	7/16"	1 3/8"	.10
6016	1/2"	1 3/8"	.10
6018	9/16"	1 3/8"	.10

6019	19/32"	1 3/8"	.13
6020	5/8"	1 3/8"	.13
6021	21/32"	1 3/8"	.13
6022	11/16"	1 3/8"	.13
6024	3/4"	1 3/8"	.15
6025	25/32"	1 3/8"	.18
6026	13/16"	1 3/8"	.20
6028	7/8"	1 3/8"	.23
6029	29/32"	1 3/8"	.25
6030	15/16"	1 1/2"	.28
6031	31/32"	1 1/2"	.28
6032	1"	1 1/2"	.33
6034	1 1/16"	1 9/16"	.38
6036	1 1/8"	1 3/4"	.04
6038	1 3/16"	1 11/16"	.45
6040	1 1/4"	1 3/4"	.65

12 point EXTRA DEEP




No.	Opening Size	Length	Wt. lbs.
6116	1/2"	3 1/4"	.23
6118	9/16"	3 1/4"	.23
6120	5/8"	3 1/4"	.23
6122	11/16"	3 1/4"	.25
6124	3/4"	3 1/4"	.30
6126	13/16"	3 1/4"	.35
6128	7/8"	3 1/4"	.43
6130	15/16"	3 1/4"	.45
6132	1"	3 1/4"	.50
6134	1 1/16"	3 1/4"	.63
6136	1 1/8"	3 1/4"	.65

SPECIAL SPARK PLUG SOCKET

(See illustration page 9.)

6126-HP	13/16"	3 1/4"	.35
---------	--------	--------	-----

8 point (for use on square bolts or nuts)



No.	Opening Size	Length	Wt. lbs.
6082	3/8"	1 3/8"	.13
6084	7/16"	1 3/8"	.13
6086	1/2"	1 3/8"	.13
6088	9/16"	1 3/8"	.18
6090	5/8"	1 7/16"	.18
6092	11/16"	1 1/2"	.25
6094	3/4"	1 9/16"	.36
6096	13/16"	1 9/16"	.39
6098	7/8"	1 9/16"	.45


REVERSIBLE RATCHET



One dog controls motion, advancing or reversing. Finger-tip lever control convenient, easy to operate. Thirty teeth on wheel allow continuous turning in only 12° arc. Double-edge dog prevents slipping, even under heavy use. Enclosed head quickly and simply disassembled for cleaning or replacing worn or broken parts if necessary.

No. 6211	Length 10 1/4"	Wt. 1.2 lbs.
No. 6212	Length 16"	Wt. 1.8 lbs.

HINGE HANDLES



No. 6230	Length 11"	Wt. 1.08 lbs.
No. 6235	Length 15"	Wt. 1.56 lbs.
No. 6238	Length 18"	Wt. 1.7 lbs.

REPLACEMENT PARTS KIT



Contains all parts for 1/2" drive Reversible Ratchet No. 6211 and 6212. Includes one each: Wheel, Dog, Keeper Ring, Plug Drive Ring.

No. X-6211 Wt. .09 lbs.


For individual parts see price list

SLIDING T-HANDLE



No. 6265 Head 1 1/4" Bar 15" Wt. 1.3 lbs.

SPEEDER HANDLE



No. 6215 Shank Length 8" Length 18 1/2" Swing 4" Wt. 1.43 lbs.

EXTENSIONS



No. 6202 Overall length 2 1/2" Wt. .24 lbs.

6203	5"	.40
6205	10"	.65
6206	18"	1.10

UNIVERSAL JOINT



No. 6208 Length 2 5/16" Wt. .23 lbs.

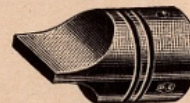
ADAPTORS



No. 6071 Length 1 7/8" Wt. .33 lbs. Adapts 3/4" drive attachments to 1/2" drive sockets.

No. 6072 Length 1 9/16" Wt. .25 lbs. Adapts 1/2" drive attachments to 3/4" drive sockets.

DRAG LINK ADJUSTER



No. 6076 Length 1 3/8" Wt. .25 lbs. Blade .150" thick, 15/16" wide.

RATCHETOR




Converts any 1/2" drive attachment into reversing ratcheting device. Simple mechanism, compact, strong.

No. 6247 Wt. .73 lbs.

P & C 1/2" DRIVE SETS

14 piece "BASIC" 1/2" DRIVE SET




No.	Socket Size	No.	Socket Size
6014	7/16"	6024	3/4"
6016	1/2"	6026	13/16"
6018	9/16"	6028	7/8"
6020	5/8"	6030	15/16"
6022	11/16"	6032	1"

No.	Tool
6211	Ratchet
6238	18" Flex Handle
6203	5" Extension
5495	Metal Box, 19 1/2" x 8 1/4" x 1 3/4"

No. 6000-NR 14-piece basic 1/2" Drive Set. Wt. 10.7 lbs.

No. 6000-CR Same tool selection as No. 6000-NR in heavy, three-color cardboard box, very serviceable, makes ideal gift carton. Wt. 6.8 lbs.

17 piece "STANDARD" 1/2" DRIVE SET



No.	Socket Size	No.	Socket Size
6014	7/16"	6026	13/16"
6016	1/2"	6028	7/8"
6018	9/16"	6030	15/16"
6020	5/8"	6032	1"
6022	11/16"	6203	5" Ext.
6024	3/4"	6205	10" Ext.

No.	Tool
6208	Universal Joint
6211	Ratchet
6215	18" Speeder
6238	Flex Handle
5495	Metal Box, 19 1/2" x 8 1/4" x 1 3/4"

No. 6000-K 17-piece standard 1/2" Drive Set Wt. 13 lbs.

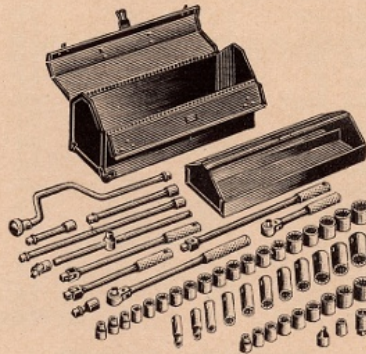
12 piece EXTRA DEEP 1/2" DRIVE SOCKET SET



No.	Opening Size	No.	Opening Size
6116	1/2"	6128	7/8"
6118	9/16"	6130	15/16"
6120	5/8"	6132	1"
6122	11/16"	6134	1 1/16"
6124	3/4"	6136	1 1/8"
6126	13/16"		

No. 6100-A 12-piece Extra Deep 1/2" Drive Socket. Set in Cardboard Carton. Wt. 4.75 lbs. Set includes:

55 piece "MASTER" 1/2" DRIVE SET




Set No.	Opening Size	No.	Opening Size	Wt. ?? lbs.
12 Point				
6014	7/16"	6029	29/32"	
6016	1/2"	6030	15/16"	
6018	9/16"	6031	31/32"	
6019	19/32"	6032	1"	
6020	5/8"	6034	1 1/16"	
6021	21/32"	6036	1 1/8"	
6022	11/16"	6038	1 3/16"	
6024	3/4"	6040	1 1/4"	
6025	25/32"	6076	Drag link adjuster	
6026	13/16"			
6028	7/8"			
8 Point				
6082	3/8"	6092	11/16"	
6084	7/16"	6094	3/4"	
6086	1/2"	6096	13/16"	
6088	9/16"	6098	7/8"	
6090	5/8"			

No.	Opening Size	No.	Opening Size
Extra Deep 12 Point			
6116	1/2"	6126-HP	13/16" Spk. plug
6118	9/16"	6128	7/8"
6120	5/8"	6130	15/16"
6122	11/16"	6132	1"
6124	3/4"	6134	1 1/16"
6126	13/16"	6136	1 1/8"
6202	2 1/2" Ext'n	6215	18" Speeder
6203	5" Ext'n	6230	11" Hinge handle
6205	10" Ext'n	6235	15" Hinge handle
6206	18" Ext'n	6238	18 1/4" Hinge handle
6208	Universal joint	6265	Sliding T-handle
6211	10 1/4" Reversible ratchet	9971	19" x 7" x 8 3/4" Hip roof tool box
6212	16" Reversible ratchet		

No. 6000-F 55-piece master 1/2" Drive Set. Wt. 32 lbs.

P & C 3/4" DRIVE SOCKETS ATTACHMENTS AND SETS



12 POINT SOCKETS


No.	Opening Size	Clearance	Length	Wt. lbs.
9328	7/8"	1 1/8"	2"	.35
9330	15/16"	1 1/8"	2"	.40
9332	1"	1 1/8"	2"	.43
9334	1 1/16"	1 1/8"	2"	.48
9336	1 1/8"	1 1/4"	2 3/8"	.53
9338	1 3/16"	1 1/4"	2 3/8"	.58
9340	1 1/4"	1 1/4"	2 3/8"	.70
9342	1 5/16"	1 1/4"	2 3/8"	.70
9344	1 3/8"	1 3/8"	2 3/4"	.73
9346	1 7/16"	1 3/8"	2 3/4"	.80
9348	1 1/2"	1 3/8"	2 3/4"	.85
9350	1 9/16"	1 1/2"	2 3/8"	.90
9352	1 5/8"	1 1/2"	2 3/8"	1.05
9356	1 3/4"	1 3/4"	2 1/2"	1.45
9358	1 11/16"	1 3/4"	2 5/8"	1.80
9360	1 7/8"	1 7/8"	2 5/8"	1.90
9364	2"	2"	2 3/4"	2.13
9368	2 1/8"	2"	2 3/4"	2.45

HINGE HANDLE




No. 9238 Length 20" Wt. 3.2 lbs.

L-HANDLE



No. 9255 Length 17 1/2" Wt. 2.35 lbs.

SLIDING T-HANDLE



No. 9265 Head 2 1/4" Bar 18" Wt. 2.73 lbs.

EXTENSIONS



No. 9203 Overall length 5" Wt. 1.05 lbs.
 9204 8" 1.43
 9206 16" 2.30

REVERSIBLE RATCHET



Twenty inches long, it has ample leverage and power for tough jobs. Extra heavy, sharp teeth on dog and wheel assure positive action under rugged use. Operates in an arc of only 20° and its small, compact head gets into tight corners. Finger tip control on single dog reverses direction quickly.
 No. 9209 Length 20" Wt. 4.0 lbs.

REPLACEMENT PARTS KIT



Contains all parts for 3/4" Drive Reversible Ratchet No. 9209. Includes one each: Wheel, Dog, Keeper Ring, Plug Drive Ring for a single Ratchet.


No. X-9209 Wt. .6 lbs.
 For individual parts see price list

UNIVERSAL JOINT



No. 9208 Length 3 3/4" Wt. 1.0 lbs.

ADAPTORS

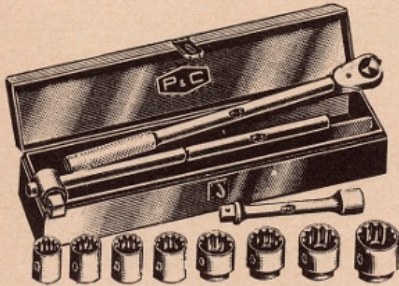


No. 9071 Length 2 1/2" Wt. 1.10 lbs. Adapts 1" drive attachments to 3/4" drive sockets.

No. 9072 Length 2 1/4" Wt. .58 lbs. Adapts 3/4" drive attachments to 1" drive sockets.

P & C 3/4" DRIVE SETS


12 piece "BASIC" 3/4" DRIVE SET



- | | |
|--------------|-----------------------------|
| 9334 1 1/16" | 9356 1 3/4" |
| 9336 1 3/8" | 9265 Sliding T-Handle |
| 9340 1 1/4" | 9204 8" Extension |
| 9342 1 5/16" | 9209 20" Reversible Ratchet |
| 9346 1 7/16" | |
| 9348 1 1/2" | 5695 4"x4"x21" Metal Box |

9352 1 3/8"
No. 9300-NR 12-piece Basic 3/4" Drive Set Wt. 19.7 lbs.

28" piece "MASTER" 3/4" DRIVE SET



- | | | | | | |
|------|-----------------|------|---------|------|----------|
| No. | Size | No. | Size | No. | Size |
| 9328 | 7/8" | 9342 | 1 5/16" | 9354 | 1 11/16" |
| 9330 | 15/16" | 9344 | 1 3/8" | 9356 | 1 3/4" |
| 9332 | 1" | 9346 | 1 7/16" | 9358 | 1 13/16" |
| 9334 | 1 1/16" | 9348 | 1 1/2" | 9360 | 1 7/8" |
| 9336 | 1 1/8" | 9350 | 1 9/16" | 9362 | 2" |
| 9338 | 1 3/16" | 9352 | 1 5/8" | 9368 | 2 1/8" |
| 9340 | 1 1/4" | | | | |
| 9203 | 5" Extension | | | | |
| 9204 | 8" Extension | | | | |
| 9206 | 16" Extension | | | | |
| 9208 | Universal Joint | | | | |

- 9209 Reversible Ratchet
 - 9238 Flex Handle
 - 9255 L-Handle
 - 9265 Sliding T-Handle
 - 5696 30"x8 1/4"x5" Metal Box
- No. 9300-F 28-piece Master 3/4" Drive Set. Wt. 55 lbs.

P & C 1" DRIVE SOCKETS ATTACHMENTS AND SETS

12 point SOCKETS




No.	Opening Size	Inside Clearance	Length	Wt. lbs.
9552	1 5/8"	2 1/4"	3 1/4"	1.73
9558	1 3/16"	2 5/16"	3 5/16"	1.85
9560	1 7/8"	2 3/8"	3 3/4"	1.94
9564	2"	2 7/16"	3 7/16"	2.2
9570	2 3/16"	2 3/4"	3 3/4"	3.1
9572	2 1/4"	2 13/16"	3 13/16"	3.4
9576	2 3/4"	2 15/16"	3 15/16"	3.9
9580	2 1/2"	3"	4"	4.6
9582	2 9/16"	3"	4"	4.9
9584	2 5/8"	3 1/8"	4 1/8"	5.2
9588	2 3/4"	3 3/8"	4 3/8"	6.2
9594	2 15/16"	3 5/8"	4 5/8"	7.7
9596	3"	3 1/2"	4 5/8"	7.9
9600	3 1/8"	3 7/8"	4 7/8"	9.6
9612	3 1/2"	4 1/2"	5 1/2"	15.0

REVERSIBLE RATCHET




Exceptionally strong with extra steel at points of stress. Enclosed head design with convenient reversing lever. Removable drive plug has non-slip friction ball to hold sockets and extensions securely. Over-all length 26".
No. 9509 Length 26" Wt. 12.0 lbs.

SLIDING HEAD




No. 9565 Length 3" Wt. 1.48 lbs.

EXTENSIONS



No. 9504 Length 9" Wt. 3.6 lbs.
9506 18" 6.0


CROSS BAR



No. 9501 Diam. 1" Length 24" Wt. 5.3 lbs.

1" DRIVE SET

10 piece "HEAVY DUTY" SET




- No. 9558 1 13/16" Socket
 - 9564 2" Socket
 - 9570 2 3/16" Socket
 - 9576 2 3/8" Socket
 - 9588 2 3/4" Socket
 - 9509 Reversible Ratchet
 - 9504 9" Extension
 - 9501 Cross Bar
 - 9565 Sliding Head for No. 9501
 - 5894 Metal Box 30"x8 1/4"x5"
- No. 9500-OC Set Wt. 60 lbs.

P & C PLUMBING TOOLS

Highest quality alloy chisel steel. Large, octagon handles with beveled heads designed to give perfect balance and positive grip. All calkers, floor chisels, and yarning irons have substantially offset handles for safe knuckle clearance. Service ends highly polished, lacquer dipped to resist rust. Edges are oil tempered to retain sharpness.

P & C CUTTING TOOLS

STAR DRILLS



No.	Stock Size	Width of Cut	Length	Wt. lbs.
13 1/4	1/4"	1/4"	12"	.17
13 3/16	1/4"	5/16"	12"	.17
13 3/8	5/16"	3/8"	12"	.26
13 1/2	3/8"	1/2"	12"	.39
13 5/8	7/16"	5/8"	12"	.53
13 3/4	1/2"	3/4"	12"	.85
13 7/8	5/8"	7/8"	12"	1.06
13-1	3/4"	1"	12"	1.56

CONCRETE GADS



No.	Stock Size	Length	Wt. lbs.
84 3/4	3/4"	12"	1.42
84 7/8	7/8"	12"	1.84
84-1	1"	12"	2.40

FLOOR CHISELS



No.	Stock Size	Width of Cut	Blade Length	Length	Wt. lbs.
5 7/16	7/16"	5/8"	4 1/2"	10"	.38
5 1/2	1/2"	3/4"	4 1/4"	10"	.54
5 5/8	5/8"	1"	3 3/4"	10"	.70
5 3/4	3/4"	1 3/16"	3 1/2"	10"	1.00

SOIL PIPE CHISELS



No.	Stock Size	Blade Width	Blade Length	Length	Wt. lbs.
37 1/2	1/2"	9/16"	2 1/8"	6 5/8"	.30
37 5/8	5/8"	1 1/16"	2 3/8"	7 1/8"	.48
37 3/4	3/4"	1 3/16"	2 7/8"	7 5/8"	.74

P & C TOOLS . . .
Sold All Over The World

P & C Tools are displayed and sold in every state in the union and in many foreign countries. Craftsmen and mechanics the world over who appreciate good tools, buy P & C. You can buy them with confidence.


P & C YARNING IRONS AND CALKERS

OFFSET YARNING IRONS



No.	Stock Size	Blade Width	Blade Length	Length	Wt. lbs.
14½x12½	1/2"	5/8"	6¾"	12½"	.47
14½x13	5/8"	11/16"	7¼"	13"	.78
14½x19	5/8"	11/16"	12¾"	19"	.93
14½x15	3/4"	3/4"	9½"	15"	1.07

SPRING YARNING IRONS



No.	Stock Size	Width of Cut	Blade Length	Length	Wt. lbs.
6½x12	1/2"	5/8"	6½"	12"	.43
6½x12½	5/8"	3/4"	7"	12½"	.66
6½x18	5/8"	3/4"	13"	18"	.75

WATER MAIN CALKER



No.	Stock Size	Blade Thickness	Blade Width	Lgth.	Wt. lbs.
107¾	13/16"	3/8"	1¼"	8"	.85
107½	13/16"	1/2"	1½"	8¾"	.87
No.	Stock Size	Blade Thickness	Blade Width	Lgth.	Wt. lbs.
109	3/4"	3/16"	2¼"	8"	.88

LONG CALKERS




No.	Stock Size	Blade Width	Blade Length	Length	Wt. lbs.
33½ In	1/2"	3/4"	1½"	6½"	.29
33½ Out	1/2"	3/4"	1½"	6½"	.29
33¾ In	5/8"	7/8"	1¾"	7½"	.45
33¾ Out	5/8"	7/8"	1¾"	7½"	.45

LONG GASKET CALKERS



No.	Stock Size	Blade Width	Blade Length	Length	Wt. lbs.
131¾	5/8"	7/8"	4"	9½"	.64
131¾	3/4"	1"	4"	9½"	.99

BROAD CURVED NOSE CALKER



No.	Stock Size	Blade Width	Blade Length	Length	Wt. lbs.
110	5/8"	1½"	1/8"	8½"	.71

OFFSET CALKERS



No.	Stock Size	Blade Width	Blade Length	Length	Wt. lbs.
033½ In	1/2"	3/4"	1½"	6½"	.30

033½ Out	1/2"	3/4"	1½"	6½"	.30
033¾ In	5/8"	7/8"	1½"	7½"	.49
033¾ Out	5/8"	7/8"	1½"	7½"	.49
034¾ In	5/8"	23/32"	1½"	7"	.47
034¾ Out	5/8"	23/32"	1½"	7"	.47

CURVED PONY CALKERS



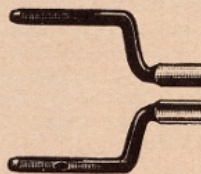
No.	Stock Size	Blade Width	Blade Length	Length	Wt. lbs.
21½ In	1/2"	3/4"	1¾"	3"	.14
21½ Out	1/2"	3/4"	1¾"	3"	.14

CEILING CALKER



No.	Stock Size	Blade Width	Blade Length	Overall Length	Wt. lbs.
130¾	5/8"	11/16"	1½"	10"	1.20

LEFT AND RIGHT CALKERS



No.	Stock Size	Blade Width	Blade Length	Overall Length	Wt. lbs.
132L	5/8"	7/8"	1½"	8¾"	.87
132R	5/8"	7/8"	1½"	8¾"	.87

LEAD PICKING TOOL



No.	Stock Size	Cut Width	Blade Length	Overall Length	Wt. lbs.
112	1/2"	3/16"	2¾"	9"	.44

BENDING IRONS



No.	Stock Size	Overall Length	Wt. lbs.
135½	1/2"	10¾"	.50
135¾	5/8"	10¾"	.75


TUBING EXPANDER



This special tool expands pipe or tubing in three steps to inside diameters of 1¼", 1¾" and 1½".

No. 136½ Length 3½" Wt. .86 lbs.

INTERNAL PIPE WRENCH

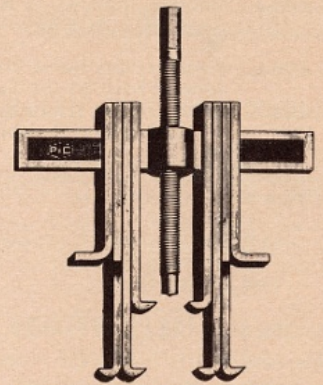


Dogs grip securely inside pipe. Easily removed with little injury or distortion. A must for plated fittings.

No.	Pipe Size	Length	Wt. lbs.
140	1/2"	3½"	.5
141	3/4"	3¾"	.8
142	1"	4"	.95

P & C PULLERS

HEAVY DUTY PULLER



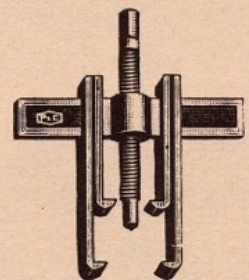
Designed and built to handle heaviest jobs. Detachable tip on screw remains stationary, does not score surfaces.

- | Quan. No. | Description |
|------------|--|
| 1 4011 | Crossarm 11" long. |
| 1 4012 | Screw, 11½" long; 5/8" hex head with 4012-T Detachable Tip—60° taper. |
| 2 4015 | Jaws, 4¾" from crossarm to hook. |
| 2 4016 | Jaws, 7" from crossarm to hook. |
| 2 4017 | Timing Gear Jaws, 7" from crossarm to hook. |
| 2 4018 | Cap Screw Jaws, 3" from crossarm to hook. |
| Set 4030-A | Heavy Duty Set, as listed above, in 4019 Steel Box, 1¾"x5½"x12". Wt. 14.4 lbs. |
| Set 4030-B | Heavy Duty Set without box. Wt. 12.6 lbs. |
| Set 4010-B | Heavy Duty Set, with two sets of jaws. Includes: 4011 crossarm; 4012 screw; 2 each 4015 4¾" jaws; 2 each 4016 7" jaws. |

Also available:

- 4011-5 Spring for Jaws 4015, 4016, 4017, 4018.

MEDIUM DUTY PULLER



Ideal for generators, starter and armature gears, bearings, cones, ball races, and many similar jobs. Strong forged jaws adjust quickly, easily. Tip of screw is detachable and does not rotate. Prevents scoring expensive shafts. Screw stays on center under pressure without "walking" on flat surfaces.

- | Quan. No. | Description |
|-----------|---|
| 1 4021 | Crossarm, 7" long. |
| 4 4021-5 | Spring for Jaws. |
| 1 4022 | Screw, 7" long; ½" hex head with 4022-T Detachable Tip—60° taper. |
| 2 4025 | Jaws, 2" from crossarm to hook. |
| 2 4026 | Jaws, 4" from crossarm to hook. |

- No. 4020-A Medium Duty Set in 4029 Steel box, 1½"x3¾"x7½". Wt. 4.1 lbs.
- No. 4020-B Medium Duty Set as listed without box. Wt. 3.2 lbs.
- No. 4020-C Medium Duty Set consisting of 1 4056-C, 1 4022, 2 4028.


Also available:

- 1 4022-TS Small diameter tip for 4022.
- 4027 Narrow Jaw, 4" from cross-arm to hook.
- 4028 3" Cap Screw.

MORE MASTER CRAFTSMEN

are using P & C Tools today than ever before. Electricians, plumbers, mechanics and hobbyists recommend P & C Tools.

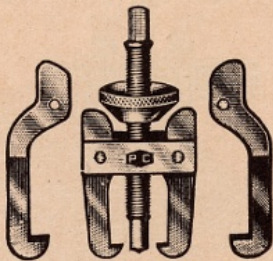
THREE-JAW LIGHT DUTY PULLER



(Similar to 4060-A, except it has 3 jaws)

- | Quan. No. | Description |
|-----------|--|
| 1 4022 | Screw, 6¾" long, ½" hex head with 4022-T Detachable Tip. |
| 1 4063 | Knurled non-reversible adjusting nut, 1¾" diam. |
| 1 4071 | Yoke, 2½" diam., for holding 3 jaws. |
| 3 4056-PN | Pins with ball check to hold jaws in yoke. |
| 3 4066 | Outside jaws, 4½" long, 0" to 3" range. |
- No. 4070-C Light Duty Set. Wt. 1.94 lbs. as listed above.

TWO-JAW LIGHT DUTY PULLER



Narrow jaws on this tool need little space. Ideal for small gears, pulleys, bearings. Adjusting nut holds jaws firmly in position so they cannot slip.

- | Quan. No. | Description |
|-----------|--|
| 1 4022 | Screw, 6¾" long, ½" hex head with 4022-T Detachable Tip. |
| 1 4063 | Knurled non-reversible adjusting nut, 1¾" diam. |
| 1 4061 | Yoke, 2½" wide, for holding two jaws. |
| 2 4056-PN | Pins with ball check to hold jaws in Yoke. |
| 2 4056-J | Reversible Jaws, 3½" long, 0" to 1½" range. |
| 2 4066 | Outside Jaws, 4½" long, 0" to 3" range. |
- No. 4060-A Light Duty Set. Wt. 1.75 lbs. as listed above.

SLIDE HAMMER PULLER



Axles, bearing cups, sleeves, retainers and other stubborn parts are handled effectively under the impact of this 2½ lb. sliding hammer.

- | Quan. No. | Description |
|-----------|--|
| 1 4056-R | T-Handle Rod, 24" long, threaded end. |
| 1 4056-H | 2½ lb. Sliding Hammer with fluted grip. |
| 1 4056-N | Knurled Reversible Adjusting nut, 2½" diam. |
| 1 4071 | Yoke for holding 3 jaws, 2½" diam. |
| 3 4056-J | Reversible Jaws, 3½" long. |
| 3 4056-PN | Pins, with spring ball check to hold jaws in yoke. |

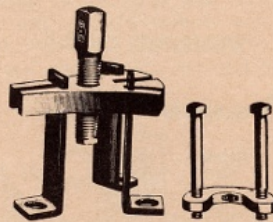
No. 4056 Slide Hammer Set. Wt. 6.1 lbs.
No. 4056-A Pilot Bearing Puller Set. Includes:

- 4056-RS Short Rod; 4056-H Hammer; 4056-N Nut; 4061 2½" wide yoke; 2 each 4056-PN pins; 2 each 4058-J reversible jaws. Wt. 4.9 lbs.

Also available:

- 4056-RS Short slide hammer rod, 12¾" long. Wt. .96 lbs.
- 4057-J Long Reversible Jaws, 4¾". Wt. .18 lbs.
- 4058-J 3¾" Inside Jaw for Pilot Bearings. Wt. .10 lbs.

UNIVERSAL WHEEL PULLER



Fast, simple, this puller handles wheels of practically every car or truck. Legs adjust quickly to any drum with 3, 4, 5, 6, or 7 studs in a circle up to 6½" diameter. Legs take studs up to 9/16". Supplied with Adaptor Ring and Screws shown for Ford wheels.

No. 4001 Puller includes:

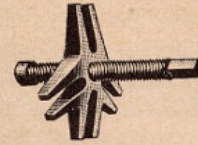
- | Quan. No. | Description |
|-----------|--|
| 1 4001-B | Puller Body, 6¾" long. |
| 1 4001-S | 1" Puller Screw, with detachable tip 4001-ST 8" long |
| 3 4001-J | Legs, offset 15/16" to clear hubs; 3/8" from Crossarm to offset. |
| 1 4001-R | Ford Adaptor Ring. |
| 2 4001-C | Ford Adaptor Cap Screws, 4½" long. |

No. 4001 Universal Wheel Puller. Wt. 9.8 lbs.

No. 4000-D Universal Wheel Puller without Ford Adapter Screws and ring. Includes: 4001-B Puller body; 3 each 4001-J Legs; 4001-S Puller screw. Wt. 3.6 lbs.

Also available: 4001-JT, Legs, offset 1¾" to clear hubs; 3/8" from Crossarm to offset.

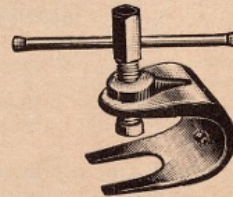
STEERING WHEEL PULLER



Ideal for many cap screw pulling jobs, this puller is designed for drilled and tapped steering wheels. Holds two diametrically opposed cap screws, or three screws spaced 120° apart. Rotating screw tip is cut away to prevent interference with horn button wiring. No. 4043 Steering Wheel Puller Set. Wt. 1.03 lbs.

Parts: 4043-B body, 4043-S screw with tip, 4043-T tip only.


BATTERY TERMINAL PULLER



Different from conventional pullers, this type is lighter, easier to use and faster to set up.

No. 4042 Wt. .44 lbs.

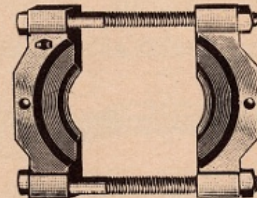
BATTERY TERMINAL PULLER



Removes battery terminal clamps quickly and easily, even when badly corroded. Handy for small bearings and other light pulling jobs.

No. 4041 Length 4¼" Wt. .65 lbs.

BEARING SEPARATOR AND PULLER ATTACHMENT




Designed to work in limited space, thin, sharp edges and flat surfaces make adjustments easy, protect expensive bearing.

No. 4032 Bearing Separator and Puller Attachment Set. Maximum opening 4½", width 5 13/16", Wt. 4.4 lbs.

Parts: 4032-A top plate, 4032-B bottom plate, 4032-S bolt and nut.

STEP PLATE ADAPTORS



Used as base for puller screw on hollow shafts and housings when pulling bushings, gears, etc. Handy for installing oil seals.

No.	Small Diam.	Large Diam.	Wt. lbs.
4040-1	3/4"	1"	.05
4040-2	7/8"	1 1/8"	.08
4040-3	1"	1 1/4"	.10
4040-4	1 1/8"	1 3/8"	.13
4040-5	1 1/4"	1 5/8"	.19
4040-6	1 3/8"	1 3/4"	.22
4040-7	1 1/2"	1 7/8"	.28
4040-8	1 5/8"	2"	.33
4040-9	1 3/4"	2 1/8"	.40
4040-10	1 7/8"	2 3/8"	.49
4040-11	2"	2 1/2"	.59
4040-12	2 1/8"	2 5/8"	.65
4040-13	2 1/4"	2 3/4"	.76
4040-14	2 3/8"	2 7/8"	.83

No. 4040 11 piece Step Plate Set. Wt. 3.0 lbs. Includes Nos. 4040-1 to 4040-11.

AUXILIARY PULLER ATTACHMENTS

They all are interchangeable with the 4056 SLIDE HAMMER PULLER and the 4060-A and 4070-C LIGHT DUTY PULLER SETS.

DEEP SLOTTED CAP SCREW CROSSARM



Ideal for pulling gears, pulleys and other assemblies with cap screws. Slots take up to 7/16" bolts between arms.

No. 4056-C Length 6" Wt. 1.10 lbs.

COLLET TYPE BLIND BEARING PULLER



Exceptionally wide shoulder expansion adapts it to many applications in addition to pulling fly-wheel pilot bearings. Hex head 3/4" tapped for No. 4022 screw and 4056-R Slide Hammer T-Rod handle.

No. 4080 Length 4 1/2" Wt. .34 lbs.

INSIDE JAW



Increases range of Light Duty Pullers in many inside pulling jobs.

No. 4056-L Length 4 1/2" Wt. .21 lbs.

SINGLE JAW



Fast and convenient for wheel alignment and brake work. Pulls grease retainers in small shafts, bearings, bushings, etc.

No. 4056-S Length 2 1/16" Wt. .17 lbs.


LONG OUTSIDE JAW



Increases range of light duty pullers on many outside pulling jobs.

No. 4067 Length 7 21/32" Wt. .30 lbs.

WEDGE TYPE STUD PULLERS



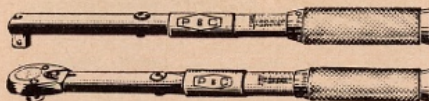
Small turning radius clears many obstructions that interfere with other types of pullers. Deeply serrated wedges grip tighter under pressure, hold stubborn studs firmly. Can be used with hand or power tools. Complete with two wedges.

No.	Description	Wt. lbs.
4515	1/2" square drive for studs 1/4" to 5/8"	.78
4532	3/4" square drive for studs 5/8" to 1"	3.4

SHOP FROM THE COLORFUL P & C TOOL MERCHANDISERS

in your local stores. Wherever you see the eye-catching P & C Tool displays you'll find a dealer who knows quality. Buy from him. He will help you. And the P & C Tools he sells you are backed by a solid guarantee.

P & C TORQUE WRENCHES



The newest thing in torque wrenches. No dials, no clicks, resets automatically. Just set easy-to-read dial and pull. Release and resets automatically when the proper torque is reached. Precision made, sturdy, of special analysis alloy steel. All chrome finish.

No.	Size	Capac-Gradu-ity ations,		Head Length	Wt. lbs.
		Square Drive lbs.	Ft. Ft.		
6305	3/8"	5-75	1	Plain 13 1/4"	1.34
6306	3/8"	5-75	1	Ratchet 14 1/16"	1.54
6307	1/2"	5-75	1	Plain 13 3/4"	1.34
6308	1/2"	5-75	1	Ratchet 14 1/16"	1.54
6315	1/2"	10-150	2	Plain 17 1/4"	2.00
6316	1/2"	10-150	2	Ratchet 18 3/4"	2.50
6317-F	3/4"	500		Plain	8.8
6361-F	1/4"	150		Plain	.85

No.	Size	Capac-Gradu-ity ations,		Head Length	Wt. lbs.
		Square Drive lbs.	In. In.		
6317-F	3/4"	500		Plain	8.8
6361-F	1/4"	150		Plain	.85

6366 3/8" 100-750 5 Ratchet 14 1/16" 1.50
6371-F 3/4" 4800 Plain 8.8

P & C SPECIAL PURPOSE TOOLS

BRAKE ADJUSTING TOOLS



Blades forged at proper angle for easy quick adjustment of star nut on 2-shoe Bendix brakes found on most cars and trucks. Each blade 1 1/4" long.

No.	Length	Spoons	Wt. lbs.
302	7"	1 5/8"	.15
303	8 1/2"	1 3/16" and 1 7/16"	.18

GASKET SCRAPER



For removing shellacked gaskets, carbon, etc. Many uses.

No. 2336 Blade width 1 1/2" Length 11 7/32" Wt. .39 lbs.

LINING UP BARS



Forged from special alloy steel, heat treated for extra strength.

No.	Stock Size	Length	Wt. lbs.
101	1/2"	14"	.65
102	5/8"	18"	1.33
103	3/4"	24"	2.55

ROLLING HEAD BARS



New type gear bar, with 90° rolling head. One of the handiest types of bars you can own, having a great many uses. Especially valuable for getting into close places, such as behind gears. Forged from alloy steel.

No.	Stock	Length	Wt.
2126	1/2" Octagon	16"	.86 lbs.
2130	5/8" Octagon	18"	1.62 lbs.

FORD V-8 CONNECTING ROD SOCKET



Thin nose 9/16" Hexagon socket, essential for Ford V-8 connecting rods, 1/2" square drive.

No. 2018 Opening 9/16" Length 1 1/2" Wt. .1 lbs.


CAD. AND LaSALLE CON. ROD SOCKET



Thin nose 6 point hex, 1/2" drive socket fits connecting rod nuts on Cadillacs and LaSalles.

No. 6522 Opening 7/16" Length 1 5/8" Wt. .13 lbs.


FORD V8-85 VALVE LIFTER



Extra length gives leverage to break loose toughest guides. Push guide down to remove keeper, then pry to force out guide.

No. 6539 Stock 3/4" Length 30"
Wt. 3.5 lbs.

PISTON RING COMPRESSOR



Ratchet type, 3 1/2" wide band expands from 2 3/16" to 5". Two narrow outside bands take strain, prevent flaring, ring breakage. Dual ratcheting synchronizes both bands. Each ratchet tooth compresses diameter .003". Simple trigger locks, releases. L-Handle, fits 1/4" square drive, furnished with each compressor.

No. 2316 Piston Ring Compressor
Wt. .85 lbs.


OBSTRUCTION WRENCHES 12 point Box



The wrench that really works around corners. Handy for removing, replacing many starter motors.

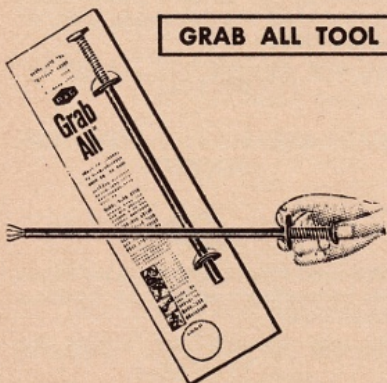
No.	Opening Sizes	Length	Wt. lbs.
1725	7/16"x1/2"	5 1/10"	.12
1730	9/16"x5/8"	6 21/32"	.20
1731	5/8"x3/4"	7 5/8"	.33

CARBURETOR JET WRENCH



Fits nearly all types of Stromberg carburetors. Has cross pin and knurled grip for easy turning.

No. 6528 Length 2 9/16" Wt. .06 lbs.



GRAB ALL TOOL

This handy tool is designed to pick up small objects even in hard-to-reach spots. It has four powerful "fingers" that reach out from flexible spring and securely grasp small items. Four sizes:

No.	Thick	Wt.
No. 2340	12"	Wt. .09 lbs.
No. 2341	15"	Wt. .12 lbs.
No. 2342	18"	Wt. .15 lbs.
No. 2343	24"	Wt. .19 lbs.

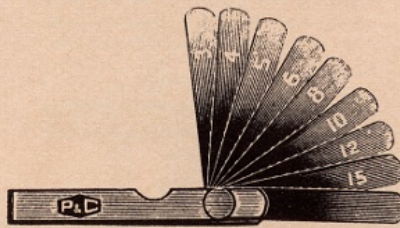
P & C FEELER GAUGES

SHORT BLADES

1/2" wide, 3 1/4" long

No.	Thick	Wt.	No.	Thick	Wt.
0015	.0015"	.001	014	.014"	.006
002	.002"	.001	015	.015"	.007
003	.003"	.002	016	.016"	.008
004	.004"	.002	017	.017"	.008
005	.005"	.003	018	.018"	.009
006	.006"	.003	019	.019"	.009
007	.007"	.004	020	.020"	.010
008	.008"	.004	022	.022"	.011
009	.009"	.004	025	.025"	.012
010	.010"	.005	026	.026"	.013
011	.011"	.005	030	.030"	.013
012	.012"	.005	032	.032"	.015
013	.013"	.006	035	.035"	.016
			040	.040"	.017

STANDARD FEELER GAUGE SET



Nine short blades in 000-C Holder. Thicknesses are .003", .004", .005", .006", .008", .010", .012", .015", and .018".

No. 000-A Standard Feeler Gauge Set
Wt. .09 lbs.

No. 000-AA 25 Short Blades 0015 through 040 except 019 in 000-C holder. Weight .19 lbs.

LONG BLADES

1/2" wide, 12" long


No.	Thick	Wt.	No.	Thick	Wt.
0015-L	.0015"	.002	017-L	.017"	.028
002-L	.002"	.004	018-L	.018"	.030
003-L	.003"	.006	019-L	.019"	.031
004-L	.004"	.008	020-L	.020"	.032
005-L	.005"	.009	021-L	.021"	.035
006-L	.006"	.012	022-L	.022"	.036
008-L	.008"	.016	025-L	.025"	.040
010-L	.010"	.019	027-L	.027"	.043
011-L	.011"	.019	028-L	.028"	.046
012-L	.012"	.021	030-L	.030"	.050
013-L	.013"	.023	032-L	.032"	.054
014-L	.014"	.023	035-L	.035"	.057
015-L	.015"	.027	040-L	.040"	.070
016-L	.016"	.027			

FEELER GAUGE HOLDER

Holds all available sizes of 3/4" long feeler blades.

No. 000-C Length 3/4" Wt. .05 lbs.

STEP-CUT FEELER GAUGES



"Go" and no-go" gauges, with two different thicknesses on each blade, 1/2" wide, 3 1/4" long.

No.	Thick	Wt. lbs.
004/6	.004" & .006"	.002
005/7	.005" & .007"	.003
006/8	.006" & .008"	.003
007/9	.007" & .009"	.004
008/10	.008" & .010"	.004
009/11	.009" & .011"	.004
010/12	.010" & .012"	.006
011/13	.011" & .013"	.007
012/14	.012" & .014"	.066
013/15	.013" & .015"	.007
014/16	.014" & .016"	.007
015/17	.015" & .017"	.008
016/18	.016" & .018"	.008
017/19	.017" & .019"	.009
018/20	.018" & .020"	.009
019/21	.019" & .021"	.010
020/22	.020" & .022"	.010


STEP-CUT GAUGE SET

Four gauges, Nos. 004/6, 006/8, 008/10, and 010/12, in No. 000-C Holder.

No. 000-B Step-Cut Gauge Set
Wt. .06 lbs.

No. 000-BB 8 Step-Cut Blades 004/6 through 011/13 in 000-C holder. Wt. .08 lbs.


IGNITION GAUGE SET



Ten blades, 3/16" wide, 1 1/2" long, in holder. Thicknesses are .011", .012", .014", .018", .020", .022", .025", .028", .032", and .035". Blades are not sold separately.

No. 000-D Ignition Gauge Set
Wt. .03 lbs.

BRAKE GAUGE SET



Nine blades, $\frac{3}{16}$ " wide, 4" long, in holder. Thicknesses are .006", .008", .010", .012", .014", .016", .018", .020", and .025". Blades are not sold separately.

No. 000-E Brake Gauge Set Wt. .04 lbs.

SPARK PLUG GAUGE SET




Eight bent-wire gauges for checking spark plug gaps, complete in holder. Diameters are .022", .025", .027", .028", .030", .032", .035", and .040".

No. 000-K Spark Plug Gauge Set
Wt. .06 lbs.


NO. 000M BENT GAUGE SET

Eleven $\frac{1}{2}$ " by $4\frac{3}{16}$ " bent blades in holder and plastic pouch. Wt., .15 lb.



SCREW AND PIPE EXTRACTORS

No.	Small End In.	Length In.	U.S.S. Screw Size In.	Drill Size In.	Min. Pipe Size In.	Wt. lbs.
9521	$\frac{1}{8}$	$2\frac{1}{16}$	$\frac{1}{4}$, $\frac{3}{16}$	$\frac{1}{8}$	----	.02
9522	$\frac{1}{16}$	$2\frac{3}{4}$	$\frac{3}{8}$	$\frac{3}{16}$	----	.02
9523	$\frac{1}{16}$	$2\frac{3}{4}$	$\frac{7}{16}$	$\frac{13}{64}$	$\frac{1}{8}$.04
9524	$\frac{19}{64}$	3	$\frac{1}{2}$, $\frac{9}{16}$	$\frac{3}{16}$	$\frac{1}{4}$.06
9525	$\frac{11}{32}$	$3\frac{1}{4}$	$\frac{5}{8}$	$\frac{3}{8}$	$\frac{3}{8}$.10
9525B	$\frac{27}{64}$	$3\frac{3}{8}$	$\frac{3}{4}$	$\frac{15}{32}$	----	.12
9526	$\frac{1}{2}$	$4\frac{1}{2}$	$\frac{7}{8}$	$\frac{9}{16}$	$\frac{1}{2}$.23
9527	$\frac{19}{32}$	$4\frac{7}{8}$	$1, 1\frac{1}{8}$	$\frac{21}{32}$	$\frac{1}{2}$.40
9528	$\frac{23}{32}$	$5\frac{3}{8}$	$1\frac{1}{4}, 1\frac{3}{8}$	$\frac{13}{16}$	$\frac{3}{4}$.65
9529	$\frac{31}{32}$	$5\frac{1}{2}$	$1\frac{1}{2}$	$1\frac{1}{16}$	1	1.12



Includes 5 extractors, Nos. 9521, 9522, 9523, 9524, and 9525.


No. 9500-A Screw and Pipe Extractor Set
Wt. .28 lbs.

P & C BODY AND FENDER TOOLS

Heads on Hammers perfectly balanced with handles. Faces precision ground, highly polished. Heads forged from high grade alloy hammer steel. Carefully heat treated for proper temper and hardness, then normalized to relieve internal stresses from forging and heat treating. Heads fastened with corrugated wedges. Select, straight grain, white hickory handles. Dolly blocks highly polished surfaces ground and finished to stand up under long, hard use.

P & C HAMMERS

LONG PECKING HAMMER



Long handle reaches to center of turret tops, eliminates uncomfortable reaching under high crowned surfaces. Gives $4\frac{1}{2}$ " clearance on long picking end and 3" clearance to the round ball pein face.

No. 1429 Length of head 9" Wt. .88 lbs.

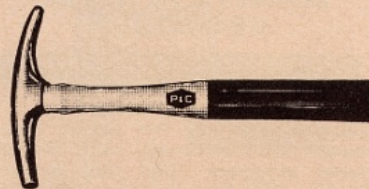
Length of hammer 17"

No. 1429H Handle only $17\frac{3}{8}$ " long

Wt. .3 lbs.

$3\frac{7}{8}$ "x $11\frac{1}{16}$ " eye

MAGNETIC TRIM HAMMER



For trim and upholstery work. Magnetized head curves in the arc of a natural swing.

No. 1419 Length of head $5\frac{1}{2}$ "
Wt. .44 lbs.

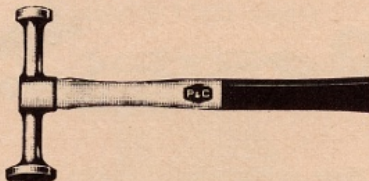
Length of hammer $12\frac{3}{4}$ "

No. 1419H Handle only $13\frac{1}{8}$ " long

Wt. .18 lbs.

$11\frac{1}{32}$ "x $11\frac{1}{16}$ " eye

DINGING HAMMER



Has large head for bumping and dinging bad dents into shape for finishing. $\frac{1}{4}$ " and $\frac{1}{8}$ " diam. faces are slightly crowned.

No. 1421 Length of head $6\frac{1}{2}$ "
Wt. 1.25 lbs.

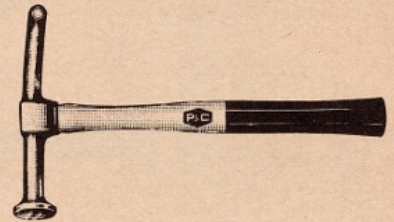
Length of hammer $12\frac{1}{2}$ "

No. 1421H Handle only 13" long

Wt. .22 lbs.

$13\frac{1}{32}$ "x $13\frac{1}{16}$ " eye

LONG BODY FINISHING HAMMER



For crowned fenders and other places that require head clearance. $1\frac{3}{8}$ " diam. round face is slightly crowned, has $3\frac{1}{2}$ " clearance. Other face is $1\frac{1}{8}$ " diam. cross pein with 4" clearance. Use to finish and reshape troughs and lipped or obstructed surfaces.

No. 1426 Length of head $7\frac{1}{2}$ "
Wt. 1.03 lbs.


Length of hammer $12\frac{1}{2}$ "

No. 1426H Handle only 13" long

Wt. .22 lbs.

$13\frac{1}{32}$ "x $13\frac{1}{16}$ " eye

FINISHING HAMMER



Use the 1" wedge cross pein to caulk fender heads, drip mouldings, corners, and on all reverse curves. Has $2\frac{1}{2}$ " clearance. The $1\frac{3}{8}$ " diam. face is crowned and has 2" clearance.

No. 1427 Length of head $4\frac{1}{2}$ "
Wt. .50 lbs.

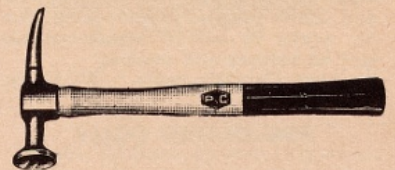
Length of hammer $12\frac{3}{4}$ "

No. 1427H Handle only $13\frac{1}{8}$ " long

Wt. .18 lbs.

$11\frac{1}{32}$ "x $11\frac{1}{16}$ " eye

SHORT PECKING HAMMER



The 3" pointed end picks out small dents, low spots; forms ridges. Finishing face is $1\frac{1}{2}$ " diam.

No. 1428 Length of head $5\frac{7}{8}$ "
Wt. .86 lbs.

Length of hammer $12\frac{3}{4}$ "

No. 1428H Handle only 13" long

Wt. .22 lbs.

$13\frac{1}{32}$ "x $13\frac{1}{16}$ " eye

BRASS HAMMER



A fine soft faced hammer, it has perfect balance between handle length and weight. Many uses.

No. 1430 Brass Hammer Wt. 1.75 lbs.

FINISHING HAMMERS



Light, well balanced for smooth finishing. 1 1/4" diam. round face has slight crown. Shrinking face is 1 1/16" square. No. 1424 Length of head 4" Wt. .64 lbs.

Length of hammer 12 3/4"

No. 1424H Handle only 13 1/8" long

Wt. .18 lbs.

11/32"x11/16" eye

Heavier than No. 1424 for finishing heavier gauge metal. Faces 1 1/2" diam. and 1 1/8" square.

No. 1425 Length of head 4 1/4"

Wt. .90 lbs.

Length of hammer 12 1/2"

No. 1425H Handle only 13" long

Wt. .22 lbs.

13/32"x13/16"

P & C DOLLY BLOCKS

RADIUS DOLLY



To ding flat surfaces. The bottom and one side are flat, form a right angle. Other faces provide many useful radii. Both ends are highly crowned.

No. 1454 1 9/32"x2 3/16"x4 1/2" Wt. 2.9 lbs.

NEW BEAD DOLLY



Combines spoon and dolly for work on roof rails, behind door and body posts. Use sharp tapered wedge to drive out roof rails behind brackets, and under fender braces. Long thin lip works in behind reinforcements and on corners and beading.

No. 1455 1 7/8"x2 29/32"x4 7/16" Wt. 2.4 lbs.

EGG-SHAPED DOLLY



This useful and popular shape has many different curves and angles.

No. 1452 1 5/8"x2 1/2"x3 3/4" Wt. 3.1 lbs.

SHRINKING DOLLY



Usual shape and low crown. Ideal for shrinking body metal and to raise beads and moulding.

No. 1457 1 1/4"x3 1/16"x3 3/16" Wt. 2.2 lbs.

RAILROAD OR GENERAL PURPOSE DOLLY



One of the most versatile blocks ever made. Hand and working surfaces are far apart to give protection when working with hot lead. Top surface is used for bumping or roughing out, bottom to work panels and fender skirts. Two flanging and beading lips and several differently crowned working faces fit contours of all bodies, fenders and doors. Has eight moulding and bead working surfaces and 7 1/2 square inches on the largest face.

No. 1453 2 3/8"x2 3/4"x2 3 1/16" Wt. 2.9 lbs.

SEMI-ELLIPTICAL HEEL DOLLY



Has two flat working surfaces and two that are crowned. Can be used in corners and on wide radii; suitable for shrinking metal. Handy to use in close quarters.

No. 1458 1 3/16"x2 3/8"x3 1/4" Wt. 2.2 lbs.

P & C FILE AND HOLDER

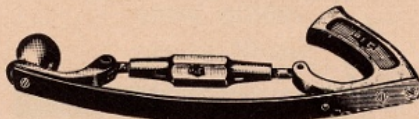
DOUBLE-FACED FLEXIBLE STRAIGHT FILE



Curved teeth cut fast on all body, fender and sheet metal work. Shaped teeth eliminate chips and prevent loading. Identical teeth on both sides double its service and life. When used with No. 1509 Adjustable File Holder, it works in concave (hollow) surfaces, on convex (rounded) areas, or as a straight flat file.

No. 1501 Length 14" Width 1 3/8" Wt. .7 lbs.

ADJUSTABLE FILE HOLDER



Made of aluminum for light weight with ample strength. One simple adjustment makes file flat, concave or convex. Bolt which attaches file at heel of holder should be loosened before flexing.

No. 1509 Length 16" Wt. 1.86 lbs.

P & C STRUCTURAL WRENCHES

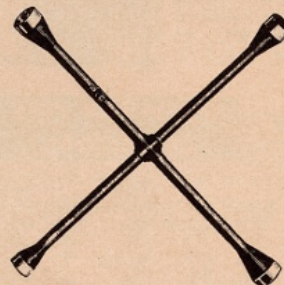


Tapered handle aligns bolt holes. Off-set handle to clear adjoining bolts, protect operator's hands. Hot forged from special analysis alloy steel, scientifically heat treated for greatest strength and longest wear. Perfectly balanced and comply with all Government specifications on structural wrenches. Sandblasted satin finish clear lacquer coated to resist rust.

No.	Opening Size	Length	Wt. lbs.
924	3/4"	11"	.8
926	13/16"	12 1/8"	.9
928	7/8"	12 1/8"	.9
932	1"	13"	1.3
934	1 1/16"	14"	1.5
936	1 1/8"	14"	1.5
940	1 1/4"	16"	2.5
942	1 5/16"	16"	2.5
946	1 7/16"	18"	3.8
948	1 1/2"	18"	3.8
952	1 5/8"	20"	5.8

P & C SPECIAL TOOLS

FOUR-WAY LUG WRENCHES

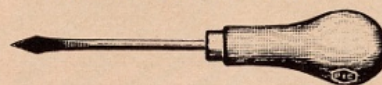


Forged from alloy steel and induction welded for greatest strength and durability. Hex openings of 5/8", 3/4", 1 3/16", and 7/8" fit lug nuts of practically all cars and trucks. P & C Blue finish polished sockets. Two sizes to clear wide fenders.

No. 1175 4-Way Lug Wrench Length 18" Wt. 3 lbs.

1176 4-Way Lug Wrench Length 21 1/2" Wt. 3.2 lbs.


TIRE PRODDING AWL



Tapered blade spreads rubber while blunt point removes imbedded particles without danger of damaging tube. Wooden handle shaped to fit palm comfortably. Lacquered finish.

No. 230 Length 7 1/4" Wt. .1 lbs.

BROAD TIRE IRONS



Paddle shaped blade lifts larger area of tire from rim. Thin blade gives best balance with light weight. Usually purchased in pairs; curved pattern used with straight. Hot forged alloy steel with dipped satin finish.

No.	Length	Wt. lbs.
207	Straight blade 18"	2



CHESTS AND BOXES


MIDGET TOOL BOX



Pocket size, to keep 1/4" drive sockets and attachments, and other smaller tools in order.

No. 4795 Dimensions: 1"x2 1/4"x6 3/4"
Wt. .52 lbs.


JUNIOR TOOL BOX



Easily carried, makes convenient trouble shooter's kit. Holds 3/8" drive sockets and attachments, and other essential tools.

No. 5295 Dimensions: 1 1/2"x5 1/4"x18 1/2"
Wt. 2.4 lbs.


STANDARD TOOL BOX



Ample room for 1/2" drive standard sockets and attachments. Two socket compartments full length of box. Small compartment for extra sockets, cotter keys and other parts. Hinged padlock hasp and folding handle on cover.

No. 5495 Dimensions: 1 3/4"x8 1/4"x19 1/2"
Wt. 4.1 lbs.

HEAVY DUTY TOOL BOX




Stores 9300-NR 3/4" drive set or equivalent, with ease. Sturdy, can be fastened to truck or tractor. Has padlock hasp and folding handle.

No. 5695 Dimensions: 4" x 4" x 21"
Wt. 8.2 lbs.

No. 5696 Dimensions: 4" x 9 1/4" x 23 1/2"
Wt. 16 lbs.


EXTRA HEAVY DUTY TOOL BOX



Big enough and strong enough for complete P & C 3/4" or 1" drive socket sets and attachments. Welded, riveted and strongly reinforced. Handles at ends make carrying easy.

No. 5894 Dimensions: 5"x8 1/4"x30"
Wt. 21 lbs.

HIP ROOF TOOL BOXES




Versatile, roomy, adapted to any mechanic's needs. Convenient tote tray lifts out. Cover has sturdy, full length hinges, two spring clasps, padlock hasp and folding handle.

No. 9970 Dimensions: 5 1/4"x6"x20"
Wt. 6.7 lbs.

9971 Dimensions: 8 3/4"x7"x19"
Wt. 9.3 lbs.

UTILITY TOOL CHEST



Drop front and socket tray at top make it easy to find tools. Handles at each end make chest easy to carry. Padlock hasp on cover.

No. 9980 Dimensions: 6 1/2"x9"x22 1/4"
Wt. 11 lbs.


MASTER TOOL CHEST



Hinged tray swings up with lid. Removable tray and drop front make it easy to reach tools. Trays and bottom compartment provide plenty of room, are partitioned for sockets or small tools. Heavy padlock hasp; convenient handles on each end; handsome blue wrinkle finish.

No. 9989	Wt. 20 lbs.
Outside dimensions	9"x11 1/2"x20 1/2"
Hinged Tray	1 1/4"x5 1/2"x19"
Front Tray	1 1/2"x5 1/2"x19"
Fixed Tray in Top	2 1/2"x4 3/4"x20"
Bottom Compartment	6"x11"x20"

DELUXE MASTER TOOL CHEST



Smooth, rounded corners, correct proportions, deluxe design and construction make this tool chest the type of equipment any mechanic can be proud to own.

Tray in top swings up with lid, is partitioned to keep small tools arranged in order. Drawers pull out with finger pressure. Deep compartment gives plenty of room for dozens of tools. One padlock secures everything. Attractive blue wrinkle finish.

No. 9990 Dimensions: 13 1/8"x11 1/2"x24 1/2"
Wt. 37 lbs.

P & C TOOLS


WILL LAST LONGER AND GIVE
BETTER SERVICE THAN ANY
OTHER TOOLS YOU CAN BUY

P & C METRIC SIZE WRENCHES

Metric size socket wrenches and combination box and open end wrenches are for cars, machinery, and equipment made in France, Italy, Germany and most other European countries except England, which generally use Whitworth standards.

METRIC SIZE SOCKETS

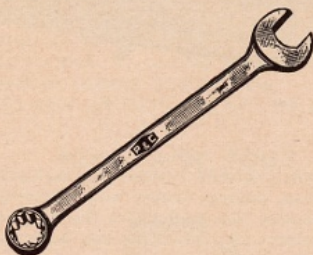
$\frac{3}{8}$ " Square Drive



12-Point Openings

No.	Opening Size, MM	Length, Inches	Wt. Lbs.
3008M	8	1"	.04
3009M	9	1"	.04
3010M	10	1"	.04
3011M	11	1"	.04
3012M	12	1"	.05
3013M	13	1"	.07
3014M	14	1"	.07
3015M	15	1"	.07
3016M	16	1"	.10
3017M	17	1 $\frac{1}{16}$ "	.10
3018M	18	1 $\frac{1}{16}$ "	.13
3019M	19	1 $\frac{3}{16}$ "	.17

METRIC SIZE COMBINATION WRENCHES



No.	Size, MM	Inches	Wt. Lbs.
2710M	10	4 $\frac{1}{2}$ "	.06
2711M	11	5 $\frac{1}{4}$ "	.10
2712M	12	5 $\frac{1}{4}$ "	.10
2713M	13	6"	.14
2714M	14	6 $\frac{3}{4}$ "	.20
2715M	15	7 $\frac{1}{2}$ "	.27
2716M	16	7 $\frac{1}{2}$ "	.27
2717M	17	8 $\frac{1}{4}$ "	.34
2718M	18	8 $\frac{1}{4}$ "	.34
2719M	19	9 $\frac{1}{4}$ "	.45
2720M	20	10 $\frac{1}{4}$ "	.55
2722M	22	11 $\frac{1}{4}$ "	.65


$\frac{3}{8}$ " DRIVE SOCKETS

EXTRA DEEP



Extra Deep 6-Point Openings
(for use on hex bolts or nuts)

No.	Opening Size	Length	Wt. Lbs.
3114H	7/16"	2 $\frac{1}{8}$ "	.10
3116H	1/2"	2 $\frac{1}{8}$ "	.10
3118H	9/16"	2 $\frac{1}{8}$ "	.12




SPECIAL TOOLS

Facilities at P&C for manufacturing top quality tools are available for production of special tools to meet exacting requirements of Industry. We have supplied special tools in substantial quantity to meet the specifications of Government procurement offices, farm equipment manufacturers, woodworking, and other industries.

We welcome an opportunity to submit a quotation for a tool need not covered by our regular tool line. Send blueprints, sketch, or sample of tool needed, quantity desired, and required delivery. P&C quality workmanship can be assured in design and production, with an end product tailor-made to meet a specific need.

NEW 6-POINT P & C SOCKETS



$\frac{1}{2}$ " DRIVE SOCKETS

6-Point Openings
(for use on hex bolts or nuts)

No.	Opening Size	Length	Wt. Lbs.
6016H	1/2"	1 $\frac{3}{8}$ "	.10
6018H	9/16"	1 $\frac{3}{8}$ "	.10
6020H	5/8"	1 $\frac{3}{8}$ "	.13
6022H	11/16"	1 $\frac{3}{8}$ "	.13
6024H	3/4"	1 $\frac{3}{8}$ "	.15

MORE MASTER CRAFTSMEN

are using P & C Tools today than ever before. Electricians, plumbers, mechanics and hobbyists recommend P & C Tools.

OUR SLOGAN . . .

"P & C . . . the best tools money can buy" is a slogan that means a great deal to the skilled craftsmen who make P & C Tools. P & C Tools are carefully made according to the most rigid specifications. Only the finest special-analysis alloy steels are used. All P & C Tools are inspected before leaving our factories and they are fully guaranteed from defects in materials and workmanship.

If any P & C Tool ever proves defective, from causes other than normal wear or abuse, your P & C dealer will replace it or have it repaired at no cost to you. You'll be glad you bought P & C.

P & C

. . . THE BEST TOOLS
MONEY CAN BUY

You'll be a Tool Expert...

Read these important facts about how tools are made

Learn how P & C maintains quality in all P & C Tools



GLOSSARY of TERMS

CHAMFERED

The edges of P & C sockets and box wrenches are tapered to permit easier locating of the socket on the nut or bolt head.

CHROME PLATED

All alloy steels will oxidize or rust when exposed to air and moisture. To reduce this deteriorating process, all P & C tools are chrome plated or lacquered. Tools that are adaptable to the plating method are processed through a number of steps concluding with a coating of nickel and a coating of chrome. Punches and chisels are lacquer coated.

DROP FORGED

Formed by compressing hot metal between a pair of dies, the upper half of which is lifted by mechanical means, then dropped, forging the metal into the die cavities. Contrasted with "open" forming by hammer blows. Drop forgings are more accurate in dimension and have more strength.

GOVERNMENT SPECS

The U. S. Government buys huge quantities of hand tools for the armed services and civilian agencies. To maintain levels of product quality, specifications have been developed for dimensions and hardness. All P & C tools exceed by a comfortable margin these specifications.

GROUND

Accurately finished for the use intended, such as correctly dimensioned bits on screwdrivers to fit slotted screws. P & C screwdrivers are checked to meet close tolerance requirements.

HAND HONED SIDE CUTTERS

P & C side cutting plier blades are individually honed by hand to close tolerance—yet tough enough to cut through a nail without damaging the cutting edges. You'll find quality in P & C Tools that you don't find in others.

HEAT TREATED

Subjected to heat until it reaches a predetermined temperature, then cooled or "quenched" with water, oil or air to bring about the desired hardness and toughness. Teeth on P & C pliers and wrenches are heat treated to retain sharpness, maintain a positive sure grip.

HOT BROACHED

The openings of P & C sockets (*that fit a nut or bolt*) are "cut" or formed while the metal is heated to a high temperature to obtain benefits mentioned under "Hot Forged" below.

HOT FORGED

Formed at the proper temperature so that the steel molecules flow readily in the die cavities for maximum strength and durability. Every P & C Tool has a money back guarantee of quality. P & C Tools are stronger, tougher.

INDUCTION HARDENED

A method of tempering electrically whereby only a selected area is heat treated to the required hardness, leaving the surrounding area with tough qualities. P & C cutting edges are induction hardened against chipping and dulling. That is why P & C Tools outlast other tools.

INDUCTION WELDED

Welded together by a very high temperature induced electrically so that the two pieces of metal form a union that is stronger than either part.

OIL TEMPERED

First the tool is heated, then quenched in (dropped into) oil which is maintained at a specific temperature. This results in uniform "tempering."

SATIN FINISH

A tool finished by "sandblasting" with grit thrown from a revolving drum, to make a smooth but pebbly finish for a firm grip, yet easily kept clean.

SCREWDRIVER BIT

The portion of a screwdriver that fits the screw. There are two patterns of bits that fit a common cross slot screw. *Keystone*—where the blade is wider than the shank and is shaped like the key stone in an arch. *Cabinet*—blade is the same width as the shank and has straight sides. P & C screwdrivers are the best you can buy.

TORQUE TESTED

Checked on a torque measuring machine to be sure that the tool has sufficient twisting strength without bending or breaking. Commonly applied to sockets and wrenches. All P & C Tools are carefully inspected and tested before leaving our factories. They are rugged tools.

U. L. APPROVED

Approved by Underwriter Laboratories as meeting their rigid requirements for safety. P & C plastic screwdriver handles are regularly checked by U. L. inspectors to be sure that they *continue* to qualify as being fire resistant.


You can buy P & C Tools with confidence because quality is built right into them . . . and they are backed with the famous P & C Guarantee of quality.



look for this . . .



Self-Selling MERCHANDISER



**You can see . . . examine . . . and
select from 158 of the most
popular hand tools**

Yes, look for this P&C Self-Selling Merchandiser at your tool dealer's. It's the easiest, surest way to buy the tools you need. The revolving merchandiser gives you a clear view of 158 of the most popular hand tools. You can see, compare and select the tools you want in a minimum of time.

- Revolves at finger touch.
- Every tool shadow marked for easy replacement.
- Clear price marking on each tool makes it easy to buy.
- Selection of 158 most-used hand tools to choose from.
- Eye-Level height for your convenience.
- Complete "tool department" for quick one-stop shopping.



*... the best tools
money can buy!*