

P & C Tools are the choice of thousands of AUTOMOBILE, AIRPLANE, and other mechanics. They give as the reason; "THE BEST MONEY CAN BUY."

The designing and producing of these tools is in the hands of experts. Only the best of ALLOY STEEL is used in their manufacture, and each tool is carefully heat treated and tempered, by electric process and skilled heat treaters. They are designed so as to give those exceptional qualities the mechanics refer to in such terms as; "FEEL RIGHT," "HANG RIGHT," "NOT CLUMSY," "MORE SPEED WITH THOSE TOOLS," "ENGINEERED TO THE JOB."

In this little booklet, it is only possible to show a few of the numbers in the P & C LINE. In all there are well over a thousand numbers. There is a constant demand for new tools of special design, and whenever a special tool is needed P & C will make it.

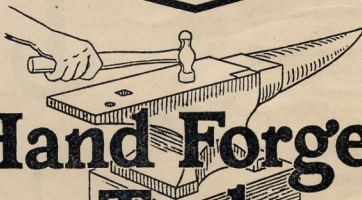
P&C TOOLS are guaranteed to be free from defects in material or workmanship and any tool proving defective will be replaced or repaired free of charge.

P&C TOOLS are imitated by unscrupulous persons, therefore the purchaser should protect his purchases by insisting on GENUINE P&C TOOLS and not imitations. "Imitation is the sincerest form of flattery" but unless the purchaser insists on knowing that he is dealing with an AUTHORIZED P&C representative he may fall a victim to the practices of the imitators. P&C TOOLS are manufactured at Milwaukie (Portland Suburb) Oregon, and at no other place.

For more complete information regarding the P&C LINE, write to the distributor named below or to the factory. You will find it profitable to allow the P&C Salesman to tell you about the line. He is a skilled tool specialist and at your service.

SOLD BY

"Master Mechanics Choice"



Hand Forged Tools

A complete line of hand tools for the AUTOMOBILE, AIRPLANE, & GENERAL MECHANIC.

Finest materials, efficient and improved methods, original designs, special features and skilled workmen are all employed in producing

"P & C ENGINEERED TOOLS"

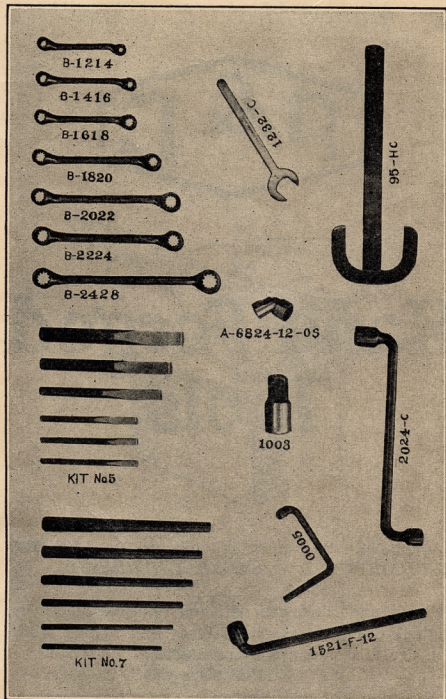
Manufactured by

P. & C. HAND FORGED TOOL CO. INC.

BOX G, MILWAUKIE BRANCH
PORTLAND

OREGON

Illustrated Page 1



In the illustration shown above, as well as other illustrations in this folder, single tools are shown in some instances, but in the listings a complete range of sizes, specifications, and prices are given.

No	Description	Openings	Price
B-1214	Double End 12-point Box Wrench	3/8x1/16	\$1.15
B-1416	Double End 12-point Box Wrench	1/2x3/2	1.25
B-1618	Double End 12-point Box Wrench	1/2x3/16	1.35
B-1820	Double End 12-point Box Wrench	9/16x3/8	1.50
B-2022	Double End 12-point Box Wrench	5/8x1/16	1.65
B-2024	Double End 12-point Box Wrench	9/8x3/4	1.75
B-2224	Double End 12-point Box Wrench	11/16x3/4	1.75
B-2428	Double End 12-point Box Wrench	3/4x1/8	1.95
1000 F	Wheel Starter	5/8" S A E	.80
1000 S	Wheel Starter	5/8" S A E (DEEP)	.80
1001	Wheel Starter	3/4" S A E	.80
1002	Wheel Starter	7/8" S A E	1.05
1003	Wheel Starter	1" S A E	1.25
1004	Wheel Starter	1-1/8" S A E	1.50
1006	Wheel Starter	1-1/4" S A E	2.00
1007	Wheel Starter	1-1/4" U S S	2.00
1008	Wheel Starter	1-1/2" S A E	3.00
1010	Wheel Starter	1-1/2" U S S	3.00

Hex. Opening	12-Pt. Opening
A-6810-OS Universal Socket	A-6810-12-OS 5/16" ... 1.75
A-6812-OS Universal Socket	A-6812-12-OS 3/8 ... 1.75
A-6814-OS Universal Socket	A-6814-12-OS 7/16 ... 1.75
A-6816-OS Universal Socket	A-6816-12-OS 1/2 ... 1.75
A-6818-OS Universal Socket	A-6818-12-OS 9/16 ... 1.75
A-6819-OS Universal Socket	A-6819-12-OS 19/32 ... 1.75
A-6820-OS Universal Socket	A-6820-12-OS 5/8 ... 1.75
A-6822-OS Universal Socket	A-6822-12-OS 11/16 ... 1.75
A-6824-OS Universal Socket	A-6824-12-OS 3/4 ... 1.75
A-6825-OS Universal Socket	A-6825-12-OS 25/32 ... 1.75
A-6826-OS Universal Socket	A-6826-12-OS 13/16 ... 2.00
A-6828-OS Universal Socket	A-6828-12-OS 7/8 ... 2.00
A-6830-OS Universal Socket	A-6830-12-OS 15/16 ... 2.00
A-6832-OS Universal Socket	A-6832-12-OS 1" ... 2.00

1232-C	Chevrolet Water Pump Wrench	1"	1.25
2024-C	Chevrolet Main Bearing Wrench	5/8x3/4	2.50
95-HC	Chevrolet Hub Cap Wrench		1.50
No.-5 Kit	Consisting of 6 Sizes Cold Chisels		3.25
No. 7 Kit	Consisting of 6 Sizes Slim Taper Punches		3.85
No. 0005	Bulck Rocker Arm Oil Pipe Wrench	3/8-open crowfoot	1.00
1520-F-12	Ford Connecting Rod Wrench	5/8-12 Point	1.50
1521-F-12	Ford Connecting Rod Wrench	21/32-12 Point	1.50

Illustrated Page 3


6129-12	29 Piece Socket Set as Illustrated	30.00
6119-12	21 Piece Socket Set as Illustrated	20.00
A-415 Set	Flex Handle and 6 Sockets	5.75

(Steel Box for 6129-12 \$3.50—for 6119-12 \$2.50 for A-415—\$1.00)


Illustrated page 4

No.	Description	Price
9108-12	18 Piece Heavy Duty Socket Set	\$39.70
A 485	16 Piece Flex Socket Set	14.00
A 475	10 Piece Flex Socket Set	9.00


(Steel Box for 9108-12—\$4.00) (A 485—\$2.50) (A 475—\$1.50)




6129-12




6119-12




A-415



9108-12



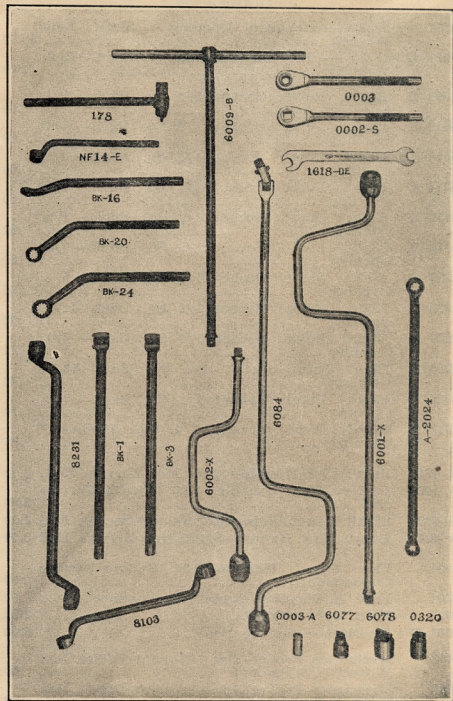
A-485



A-475

Illustrated Page 6

No.	Description	Price
0002 S	Small Ratchet like 0002—With 1/2" Square Hole	2.50
0003	Small Ratchet like 0002—With 1/2" Hex Hole	2.50
0004	Small Ratchet like 0002—With 3/8" Square Hole	2.50
0003-A	1/2" Hexagon Adaptor	.40
0004-A	3/8" Square Adaptor	.40
BK-1	Buick Crank Turner 1/2"	1.75
BK-3	Buick Crank Turner 3/8"	1.75
BK-16	Buick Piston Pin Lock Nut Wrench—1 1/2" opening—12 point	1.25
BK-20	Buick Block Bolt Wrench—5/8" opening—12 point	1.60
BK-24	Buick Block Bolt Wrench—3/4" opening—12 point	1.90
A-2024	Packard Cylinder Head Wrench 5/8x3/4" —12 point	2.25
NF 14 E	Ford Brake Wrench—8-point 7/16" Square.	1.40
178	Offset Screw Driver 3/4" Blade	1.50
0310	Drain Plug Socket—1/2" Female x 5/16 Square Male	.55
0312	Drain Plug Socket—1/2" Female x 3/8 Square Male	.55
0314	Drain Plug Socket—1/2" Female x 7/16 Square Male	.55
0316	Drain Plug Socket—1/2" Female x 1/2 Square Male	.60
0318	Drain Plug Socket—1/2" Female x 9/16 Square Male	.60
0320	Drain Plug Socket—1/2" Female x 5/8 Square Male	.60
0322	Drain Plug Socket—1/2" Female x 11/16 Square Male	.65
0324	Drain Plug Socket—1/2" Female x 3/4 Square Male	.65
1416 DE	Double End Tappet—7/16x1/2	1.00
1618 DE	Double End Tappet—1/2x9/16	1.00
1817 DE	Double End Tappet—9/16x17/32	1.00
2120 DE	Double End Tappet—21/32x5/8	1.00
2022 DE	Double End Tappet—5/8x11/16	1.05
2426 DE	Double End Tappet—3/4x13/16	1.10
6001-X	Speed Handle—18" Shank—1/2" Connection	1.75
6002-X	Short Sweep Speed Handle—4" Shank 1/2" Connection	1.25
6009-B	T Handle like 6009—With 18" Shank—1/2" Connection	2.00
6077	Ford Shock Absorber Drag Link Socket 1/2" Sq. Connection	1.00
6078	1/4x1 1/4 Heavy Duty Drag Link Socket 1/2" Sq. Connection	1.10
7077	Ford Shock Absorber Drag Link Socket 9/16" Hex. Connection	1.00
7078	1/4x1 1/4 Heavy Duty Drag Link Socket 9/16" Hex. Connection	1.10
6083	Universal Speed Handle—12" Shank—1/2" Male Connection	3.00
6084	Universal Speed Handle—18" Shank—1/2" Male Connection	3.15
6085	Universal Speed Handle—21" Shank—1/2" Male Connection	3.25

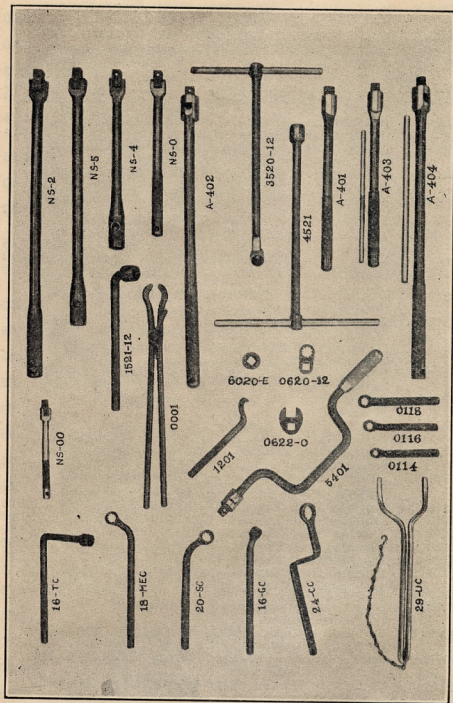


Illustrated above

8103	5/8x3/4 Double End 12-point Box Wrench..	1.85
8225	25/32x7/8 Double End 12-point Like 8283 B	2.50
8230	15/16x31/32 Double End 12-point Like 8283 B	3.00
8231	7/8x31/32—White Truck Wr. Like 8283 B —12 point	3.00

Illustrated page 8

1521	21/32 — Hexagon Opening — Short Bend Wrench	\$.90
1521-12	21/32 — 12-point Opening — Short Bend Wrench	1.20
6008 E	Eight Point Socket 1/2 Sq. Back—1/4" Opening60
6010 E	Eight Point Socket 1/2 Sq. Back—5/16 Opening60
6012 E	Eight Point Socket 1/2 Sq. Back—3/8 Opening60
6014 E	Eight Point Socket 1/2 Sq. Back—7/16 Opening60
6016 E	Eight Point Socket 1/2 Sq. Back—1/2 Opening60
6018 E	Eight Point Socket 1/2 Sq. Back—9/16 Opening60
6020 E	Eight Point Socket 1/2 Sq. Back—5/8 Opening60
6022 E	Eight Point Socket 1/2 Sq. Back—11/16 Opening60
6024 E	Eight Point Socket 1/2 Sq. Back—3/4 Opening70
6026 E	Eight Point Socket 1/2 Sq. Back—13/16 Opening70
6028 E	Eight Point Socket 1/2 Sq. Back—7/8 Opening70
6032 E	Eight Point Socket 1/2 Sq. Back—1" Opening90
A 401	Small Flex Handle—9/16" Hex Service End	2.50
A 402	Large Flex Handle—1/2" Square Service End	3.50
A 403	Small Flex Handle—1/2" Square Service End	2.50
A 404	Large Flex Handle—9/16" Hex Service End	3.50
5401	Flex Speed Handle—1/2" Square Service Connection	2.50
1201	Ford & Chrysler Pump Nut Spanner60
0001	Ford Valve Lifter	2.50
0001-F	No. 0001—Less the Foot	2.00
0112	Mechanics Pocket Size—12-point Offset Box Wrench 3/8 Opening50
0114	Mechanics Pocket Size—12-point Offset Box Wrench 7/16 Opening60
0116	Mechanics Pocket Size—12-point Offset Box Wrench 1/2 Opening70
0118	Mechanics Pocket Size—12-point Offset Box Wrench 9/16 Opening80
0120	Mechanics Pocket Size—12-point Offset Box Wrench 5/8 Opening90
0122	Mechanics Pocket Size—12-point Offset Box Wrench 11/16 Opening	1.00
0124	Mechanics Pocket Size—12-point Offset Box Wrench 3/4 Opening	1.10



"P & C TOOLS
THE MASTER MECHANICS CHOICE"

Universal "T" Wrenches—With 12" Shank

Hexagon Opening	12-point Opening	Size	Price
3510		5/16	3.00
3512	3512-12	3/8	3.25
3514	3514-12	7/16	3.25
3516	3516-12	1/2	3.50
3518	3518-12	9/16	3.50
3520	3520-12	5/8	3.50
3521	3521-12	21/32	3.50
3522	3522-12	11/16	3.50
3524	3524-12	3/4	3.75

1929 Chevrolet Special Wrenches—12 Point Openings
(Illustrated Page 8)

16-TC	1929 Chevrolet Transmission Wrench—1/2" Opening	\$1.25
16-GC	1929 Chevrolet Generator—Carburetor Wrench—1/2" Opening	\$1.35
18-MEC	1929 Chevrolet Manifold—Exhaust Wrench—9/16" Opening	1.40
20-SC	1929 Chevrolet Starter Wrench—5/8" Opening	1.50
24-CC	1929 Chevrolet Carburetor Drain Plug Wrench—3/4" Opening	1.40
29-UC	1929 Chevrolet Universal Joint Holder	1.25

Additional Numbers not listed in Catalogue No. 8

Hex Opening	12-Pt Opening	Socket Opening	Service Connection	Price
6012	6012-12	3/8	1/2" Square	.60
6021	6021-12	21/32	1/2" Square	.60
6031	6031-12	31/32	1/2" Square	.90
6036	6036-12	1-1/8	1/2" Square	.95
6038	6038-12	1-3/16	1/2" Square	1.00
6040	6040-12	1-1/4	1/2" Square	1.10
9031	9031-12	31/32	5/8" Square	1.40
9038	9038-12	1-3/16	5/8" Square	1.70

Crow Foot Sockets

12-Pt Box	Open End	Opening	Service Connection	Price
0612-12	0612-0	3/8"	1/2" Square	1.00
0614-12	0614-0	7/16"	1/2" Square	1.00

0258	Electrical Set Screw Driver Bit 1/8"	.50
0259	Electrical Set Screw Driver Bit 3/16"	.50
1118 D	Long Tappet—Like 1116, D—9/16"	.90
1232	Water Pump Wrench—1"	1.25
1250	Water Pump Wrench—1-9/16"	1.50
4521	"T" Wrench with 12" Shank—21/32 Opening	1.90
A-6810	Universal Socket with Shank—5/16 Socket	2.50
312	Double Socket "L" Wrench—3/8x3/8	1.30
A 417	Flex Set (A. 403 Handle, and 12-point Sockets, 3/8-7/16-1/2-9/16-5/8-11/16-3/4)	6.15
6026-S	Square Opening Socket—13/16—1/2" Square Connection	.70
6028-S	Square Opening Socket—7/8—1/2" Square Connection	.70
6032-S	Square Opening Socket—1"—1/2" Square Connection	.90

P&G Universal "T" Wrenches are furnished with shanks—12, 16, 18 and 21 inches, either with hexagon or twelve point opening sockets. Prices on 12" Shank are shown on page 9 and the listing below covers the 16, 18 and 21 inch shanks.

UNIVERSAL "T" WRENCHES

16" Shank		18" Shank		21" Shank		Opening	Price
Hex Socket	Socket	Hex Socket	Socket	Hex Socket	Socket		
3610		3710		3810		5/16"	3.25
3612	3612-12	3712	3712-12	3812	3812-12	3/8"	3.50
3614	3614-12	3714	3714-12	3814	3814-12	7/16"	3.50
3616	3616-12	3716	3716-12	3816	3816-12	1/2"	3.50
3618	3618-12	3718	3718-12	3818	3818-12	9/16"	3.80
3620	3620-12	3720	3720-12	3820	3820-12	5/8"	3.80
3621	3621-12	3721	3721-12	3821	3821-12	21/32"	3.80
3622	3622-12	3722	3722-12	3822	3822-12	11/16"	3.80
3624	3624-12	3724	3724-12	3824	3824-12	3/4"	4.00

In the illustration on page 8, several styles of the "Inside Head" type Flex Handle are shown. These are offered to meet a popular demand for this type Flex Handle. Prices upon application. Other lengths made to order.

NS-00—Midset Flex Handle—"Inside Head" type—5/16" Square Connection
 NS-01—1" Flex Handle—"Inside Head" type—1/2" Square Connection
 NS-1—1 1/2" Flex Handle—"Inside Head" type—1/2" Square Connection
 NS-2—2" Flex Handle—"Inside Head" type—1/2" Square Connection
 NS-3—Spined Flex Handle—"Inside Head" type—1/2" Square Connection
 NS-4—1" Flex Handle—"Inside Head" type—1/2" Sq. Conn. in Handle
 NS-5—1 1/2" Flex Handle—"Inside Head" type—1/2" Sq. Conn. in Handle
 NS-6—6" extension, with 1/2" Sq. Hole in handle, 1/2" Sq. Conn. in Handle